

A21 14W DIM. TITANIUM LED SERIES



PRO



14W REPLACES



**100W
Inc.**

80% Energy Savings

\$225 Savings
per lamp*

- ⌚ Compact form factor fits all A-lamp applications
- ⌚ Omnidirectional beam angle
- ⌚ Exceptional efficacy 114 LPW in Soft White
- ⌚ Suitable for use in totally enclosed fixtures
- ⌚ 40% more energy savings than CFL
- ⌚ Comfortable warm diffused light



LM 79

LM 80


TM 21



25,000 H



DIMMABLE




EFFICACY



WARRANTY



CRI (Ra)




ENCLOSED**

A21 PRODUCT FEATURES

Suitable for Enclosed Fixtures

This A21 is suitable for use in totally enclosed fixtures and capable of operating in a broad range of applications. Whether it is installed in fully enclosed flushmounts or sconces, this lamp's advanced thermal design ensures optimal performance over the course of its lifetime.



Smooth & Compact Form Factor



PREVIOUS GENERATION

NEW GENERATION

This A21 features a newly designed smooth heatsink for a traditional A-lamp shape. Its sleek design and omnidirectional light output make it an ideal choice for all A-lamp applications including general lighting, downlighting and uplighting.

A21 14W DIM. TITANIUM LED SERIES




APPLICATIONS

General Lighting



Downlighting



Uplighting



SPECIFICATIONS

Product Model	97961 14A21DIM/827	97962 14A21DIM/830	97963 14A21DIM/840
Type	A21	A21	A21
Base	E26	E26	E26
Power (W)	14	14	14
Voltage - Frequency	120V 60Hz	120V 60Hz	120V 60Hz
Color Temp. (ANSI)	Soft White 2700K	Warm White 3000K	Cool White 4000K
CRI (Ra) (typ.)	82	82	82
Typical lumens (lm)	1600	1650	1700
Efficacy (LPW)	114	118	121
Beam Angle	230°	230°	230°
Dimmable	Yes	Yes	Yes
Power Factor	0.9	0.9	0.9
Rated Lifetime - L70 (hrs.)	25,000	25,000	25,000
Temperature Rating	-4°F / -20°C - 95°F / 35°C	-4°F / -20°C - 95°F / 35°C	-4°F / -20°C - 95°F / 35°C
Dia. x MOL	2.64"x5.04" (67x128mm)	2.64"x5.04" (67x128mm)	2.64"x5.04" (67x128mm)
Weight (lb. / g)	0.31lb. / 140g	0.31lb. / 140g	0.31lb. / 140g

* Savings per lamp based on \$0.11 / kw energy cost, 12 hrs / day lamp usage, \$2 incandescent with 1000-hr lifetime, \$24 LED with 25,000-hr lifetime

** Suitable for use in totally enclosed fixtures

*** Suitable for damp locations. Not for use where directly exposed to weather or water

Ref.#: DS275-A21-14W-020318