




Catalog Number
Notes
Type

Contractor Select™

SB LED Square Basket Wraparound

Linear Flush Mount



Square-basket LED wraparound designed to deliver ambient lighting for surface-mount ceiling applications. Ideal for schools, offices, hospitals and many other applications.

FEATURES:

- Designed to replace existing 2-lamp T8 and T12 fluorescent
- Standard MVOLT (120-277) dimming driver
- Available in two CCTs: 3500K and 4000K

Catalog Number	UPC	Description	Lumens	Input Watts	CCT	CRI	Voltage	Pallet qty.
SBL4 LP835 (CI-254RKP)	00190887819410	4' LED Wraparound	3,933	32W	3500K	80	120-277V	70
SBL4 LP840 (CI-254RKU)	00190887819434	4' LED Wraparound	3,994	32W	4000K	80	120-277V	70

NOTES

1. Product in stock.
2. Non-stock standard manufacturing lead times apply.
Step-down transformer will not fit in SBL2.



Specifications

INTENDED USE:

SBL LED wraparound provides a digital lighting platform to deliver general ambient lighting for surface-mount applications. The SBL provides a similar look to that of an existing fluorescent wrap with all of the excellent benefits of LED: energy savings, long life, and maintenance savings. Ideal for closets, storage rooms, and offices. Certain airborne contaminants can diminish integrity of acrylic. [Click here for Acrylic Environmental Compatibility table for suitable uses.](#) **Certain airborne contaminants can diminish integrity of acrylic. [Click here for Acrylic Environmental Compatibility table for suitable uses.](#)**

CONSTRUCTION:

Linear side prisms control brightness, pyramidal bottom prisms minimize lamp image. Continuous side flanges on fixture body provide light trap and continuous diffuser support to prevent accidental opening and simplify maintenance. Full depth, white enamel end plates.

Die-formed from code gauge cold-rolled steel. Channel cover snaps into place without the use of tools. Full end cap factory installed to reduce job site labor.

OPTICS:

The translucent white diffuser reduces glare and pixilation without impacting performance.

ELECTRICAL:

Long-life LEDs, coupled with high-efficiency drivers, provide extended service life. 90% LED lumen maintenance at 50,000 hours (L90/50,000).

INSTALLATION:

Suitable for suspension by chain, cable, surface-mounting bracket, hook monopoint or single (pendant) monopoint. Surface mounting not recommended without optional surface mounting bracket. To maintain ambient listing, fixture should be mounted at a minimum plenum height of 18".

LISTINGS:

CSA certified to U.S. and Canadian standards. Damp listed.

WARRANTY:

5-year limited warranty.

Note: Actual performance may differ as a result of end-user environment and application. All values are design or typical values, measured under laboratory conditions at 25 °C. Specifications subject to change without notice.

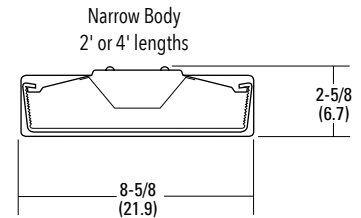
Dimensions

Length: 24 (61.0)

48 (122.0)

Width: 8-5/8 (21.9)

Depth: 2-5/8 (6.7)



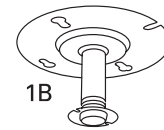
MOUNTING DATA

Individual Installation –

Two single-stem hangers required.

Row Installation –

One hanger per fixture plus one row required.



All dimensions are inches (centimeters) unless otherwise indicated.