

## INSTALLATION INSTRUCTIONS

## AD4 Series

**⚠ WARNING**

These products may represent a possible shock or fire hazard if improperly installed or attached in any way. Products should be installed in accordance with these instructions, current electrical codes, and/or the current National Electric Code (NEC).

**⚠ WARNING**

The electrical rating of this product is 120V AC. The installer must determine whether power supply is appropriate at the luminaire before installation. Ensure power supply is turned off at the fuse box or circuit breaker prior to attempting installation or servicing of the fixture.

**SAFETY INFORMATION**

- Read all instructions before beginning. Save these instructions for future use.
- To reduce the risk of fire, electric shock, or injury to persons, pay close attention to this manual and stay within its guidelines when using this product.
- Installation of this fixture requires knowledge of recessed lighting luminaires and their electrical systems. If not qualified or uncertain, do not attempt installation. Contact a qualified electrician.
- Supply conductors (power wiring) connecting the fixture must be rated for a minimum of 90°C (194°F).
- Do not make or alter any open holes in wiring enclosures, nor in any electrical components during installation.
- Do not alter, relocate, or remove wiring, lamp holders, power supply, or any other electrical component.
- To prevent wiring damage or abrasion, do not expose wiring to edges of sheet metal or other sharp objects.
- To avoid electrical shock, do not turn on fixture with missing or damaged lens.
- This downlight is suitable for use in wet locations; and is rated Type IC.
- There are no serviceable parts inside of the LED module.

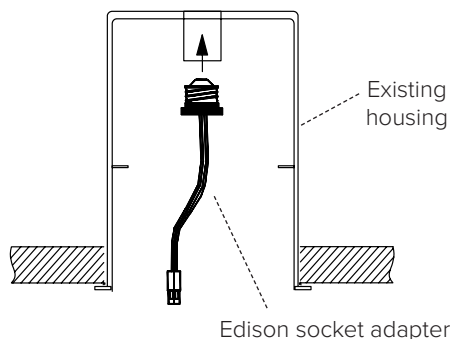
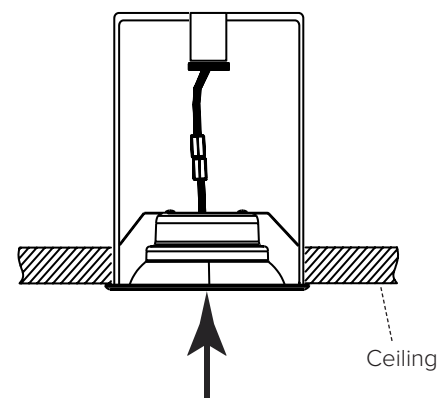
**PRE-INSTALLATION**

**CAUTION - To reduce the risk of fire, electric shock, or injury to persons:** Be sure that the power supply is turned off at the fuse box or circuit breaker before attempting installation or servicing of the fixture.

**CAUTION - To reduce the risk of fire, electric shock, or injury to persons:** Use with 4" recessed cans (recessed housings) only. Do not attempt to alter for other sizes or purposes. Before beginning installation, confirm housing compatibility by checking the interior of the housing for a manufacturer's part number and specifications; or measure the diameter of the housing. Turn power OFF from the electrical panel before starting installation. The socket at the back of the housing must be a screw-in type, typically used for medium base lamps (aka Edison socket, size E26).

**INSTALLATION (See Figures 1 and 2):**

1. Remove existing bulb and trim if applicable.
2. Confirm the LED Retrofit Downlight is compatible with the existing 4" recessed housing as outlined above.
3. Screw Edison socket adapter into back of existing housing. See Figure 1.
4. Connect the retrofit downlight's plastic connector to the Edison socket adapter's plastic connector making sure the mating parts snap together.
5. Carefully route wires into housing and push retrofit downlight up flush to ceiling, rotating slightly if needed, allowing the spring clips to secure in place. See Figure 2.

**FIGURE 1****FIGURE 2**



## INSTALLATION INSTRUCTIONS

## AD4 Series



## DIMMING INFORMATION

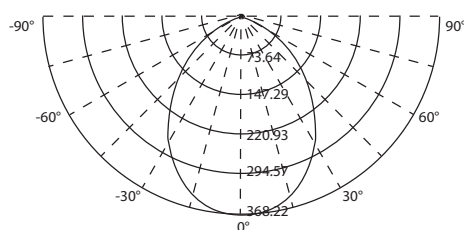
This product is suitable for use in dimming circuits. For 10-100% light control, use with a compatible dimmer (sold separately). Compatible dimmers include most TRIAC, CL, ELV and MLV wall dimmers such as Lutron Skylark (S-600H), Diva CL (DVCL-153P), Diva ELV (DVELV-300P), and Caseta.

## CARE AND MAINTENANCE:

1. Use only a mild soap and water with soft cloth to clean the fixture. Harsh chemicals will damage the finish.
2. Do not wipe the fixture with a rough cloth that may scratch the finish or the lens.

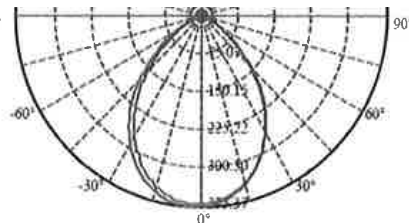
## LIGHT DISTRIBUTION:

AD4-30-WH



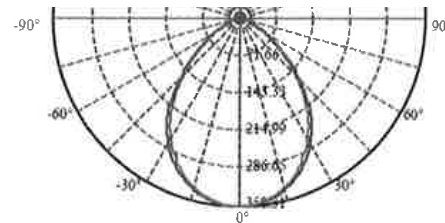
Maximum intensity: 368.22cd  
Beam angle: 85.4°

AD4-30-DB



Maximum intensity: 375.37cd  
Beam angle: 83.01°

AD4-B30-WH



Maximum intensity: 358.31cd  
Beam angle: 85.89°

## 5-YEAR LIMITED PRODUCT WARRANTY

This product is warranted to be free from defects in material and workmanship for a period of five (5) years from the date of purchase. Products that prove to be defective during this period will be either repaired (i.e. replacement of defective electronics, defective parts of the fixture housing, lens, wiring, switching or lamp sockets; excluding the lamp) or replaced, at the discretion of American Lighting, Inc. Claims for defective products must be submitted to the retail location from which the product was purchased within the warranty period. Upon submission of proper return claim documentation and product to American Lighting, Inc. by the retailer, American Lighting, Inc. reserves the right to inspect the product for misuse or abuse. Claims for indirect or consequential damages or for product that, in American Lighting, Inc.'s opinion has been misused, will be denied. This is a warranty of product reliability only and not a warranty of merchantability or fitness for a particular purpose. American Lighting, Inc. shall have no liability whatsoever in any event for payment of incidental or consequential damages, including, without limitations, installation costs and damages for personal injury and property. These products may represent a possible shock or fire hazard if improperly installed or altered in any way. This warranty applied only to product that has been properly installed in accordance with instruction sheet and current local codes and/or the National Electrical Code. Warranty does not apply to any product that has been improperly installed or in situation where components have been altered in any way. This warranty: (1) excludes expendable parts including but not limited to light bulbs, batteries; (2) carries a 2-year finish warranty protecting finish against tarnishing, flaking, and discolorations; and (3) does not cover any losses, labor, injuries to persons/property or costs. This warranty does give you specific legal rights and you may have other rights, which vary from state to state. Be careful, it is recommended that installation be done by a qualified professional; the purchaser has sole responsibility for proper installation in compliance with all state and local code requirements. Seller's employees are not qualified to advise you on the use of this Merchandise. Any oral representation(s) made will not be binding on seller or its employees. The rights under this limited warranty are to the original purchaser of the Merchandise and may not be transferred to any subsequent owner. This limited warranty is in lieu of all warranties, expressed or implied including warranties or merchantability and fitness for a particular purpose. Seller shall not be liable for any special, incidental, or consequential damages. The sole exclusive remedy against the seller will be for the replacement of any defects as provided herein, as long as the seller is willing or able to replace this product or is willing to refund the purchase price as provided above.

For questions/comments, technical assistance, or repair parts - Please call toll free at 1-800-285-8051 (M-F 8am-5pm), CST)