

## 4" ECO Downlights



ProLED® Gen II ECO Downlights are a long life and energy efficient replacement for traditional lamps. The 4" platform is easy to install and delivers a maintenance-free environment for its 50,000 hour useful rated life. With its superior LED technology and performance, the ProLED ECO Downlights deliver consistent color and uniform illumination in a budget-friendly design. Applications include: home, office, lobby, hospitality, retail, and conference rooms. ProLED ECO Downlights are backed by a 5-year warranty.

### Performance Specifications

<b>CRI</b> _____	90	<b>Min. Start Temp.</b> _____	-20°C (-4°F)
<b>Rated Life</b> _____	50,000 hours	<b>Max. Operating Temp.</b> _____	40°C (104°F)
<b>Watt</b> _____	10W	<b>Power Factor</b> _____	>98%
<b>Lumens</b> _____	650lm	<b>Warranty</b> _____	5-Year
<b>Lumens per Watt (LPW)</b> _____	65	<b>Control</b> _____	Dimmable (10%)
<b>Input Line Voltage</b> _____	120V	<b>Weight</b> _____	0.4 lb
<b>Input Line Frequency</b> _____	60 Hz		

### Energy Savings

Traditional Incandescent	Replacement LED	Energy Savings
50W	10W	80%

### Construction

- Lightweight aluminum housing
- 50,000 hour life results in lower maintenance costs over time
- Frosted lens for smooth, even and comfortable light distribution
- Luminaire is UL approved for damp locations
- RoHS Compliant

### Installation

- Friction clips secure strongly into 4" recessed housing
- Pre-wired E26 socket assembly included, GU24 adapter available
- Connects directly to dedicated LED-ready recessed housings

### Electrical

- 120V Input
- 60 Hz Frequency
- Dimmable (10%)
- Power Factor >98%

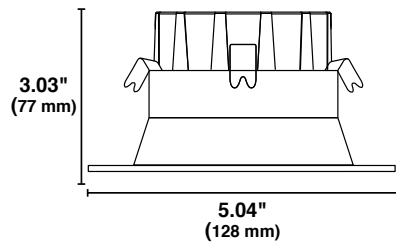
### Ordering Information



Watt	Product #	Product Code	Volts	Color Temp.	CRI	Lumen Output	Useful Life*	Dimmable	Fixture Size	Equivalent Wattage
10	99633	DL4FR10/927/ECO/LED2	120	2700K	90	650	50,000	Yes	4"	50
10	99634	DL4FR10/930/ECO/LED2	120	3000K	90	650	50,000	Yes	4"	50
10	99635	DL4FR10/940/ECO/LED2	120	4000K	90	650	50,000	Yes	4"	50
10	99636	DL4FR10/950/ECO/LED2	120	5000K	90	650	50,000	Yes	4"	50
	91003	ADP/DL/GU24/LED	GU24 Socket Adapter							

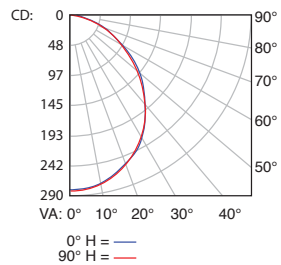
\* Useful Life is defined as the duration of time which the lamp will maintain at least 70% of its initial lumens.

## Dimensions



## Photometrics

### 99633, DL4FR10/927/ECO/LED2



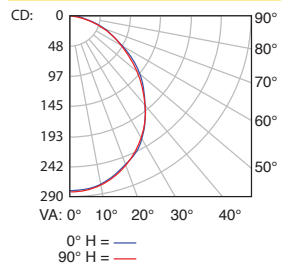
ZONAL LUMEN SUMMARY			
ZONE	LUMENS	% LAMP	% LUMINAIRE
0-30	213.6	31.6%	31.6%
0-40	343.7	50.9%	50.9%
0-60	573.5	85%	85%
60-90	101.3	15%	15%
70-100	33.9	5%	5%
90-120	0.002	0%	0%
0-90	674.8	100%	100%
90-180	0.0	0%	0%
0-180	674.8	100%	100%

Total Luminaire Efficiency = 100.00%

LUMENS PER ZONE				
ZONE	LUMENS	% TOTAL ZONE	ZONE	LUMENS % TOTAL
0-10	26.4	3.9%	90-100	0.002 0%
10-20	75.2	11.1%	100-110	0.000 0%
20-30	111.9	16.6%	110-120	0.000 0%
30-40	130.1	19.3%	120-130	0.000 0%
40-50	126.6	18.8%	130-140	0.000 0%
50-60	103.3	15.3%	140-150	0.003 0%
60-70	67.4	10.0%	150-160	0.004 0%
70-80	28.8	4.3%	160-170	0.002 0%
80-90	5.1	0.8%	170-180	0.000 0%

Total Luminaire Efficiency = 100.00%

### 99634, DL4FR10/930/ECO/LED2



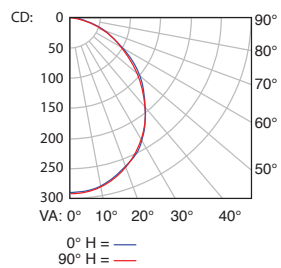
ZONAL LUMEN SUMMARY			
ZONE	LUMENS	% LAMP	% LUMINAIRE
0-30	216.4	31.6%	31.6%
0-40	348.2	50.8%	50.8%
0-60	581.6	84.9%	84.9%
60-90	103.4	15.1%	15.1%
70-100	34.8	5.1%	5.1%
90-120	0.001	0%	0%
0-90	685.0	100%	100%
90-180	0.008	0%	0%
0-180	685.0	100%	100%

Total Luminaire Efficiency = 100.00%

LUMENS PER ZONE				
ZONE	LUMENS	% TOTAL ZONE	ZONE	LUMENS % TOTAL
0-10	26.8	3.9%	90-100	0.001 0%
10-20	76.2	11.1%	100-110	0.000 0%
20-30	113.4	16.6%	110-120	0.000 0%
30-40	131.9	19.2%	120-130	0.000 0%
40-50	128.4	18.7%	130-140	0.000 0%
50-60	105.0	15.3%	140-150	0.002 0%
60-70	68.6	10.0%	150-160	0.003 0%
70-80	29.5	4.3%	160-170	0.001 0%
80-90	5.3	0.8%	170-180	0.000 0%

Total Luminaire Efficiency = 100.00%

### 99635, DL4FR10/940/ECO/LED2



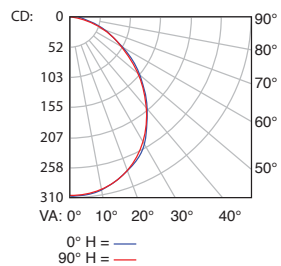
ZONAL LUMEN SUMMARY			
ZONE	LUMENS	% LAMP	% LUMINAIRE
0-30	224.0	31.6%	31.6%
0-40	360.7	50.8%	50.8%
0-60	602.5	84.9%	84.9%
60-90	106.8	15%	15.1%
70-100	35.8	5%	5%
90-120	0.001	0%	0%
0-90	709.3	100%	100%
90-180	0.0	0%	0%
0-180	709.3	100%	100%

Total Luminaire Efficiency = 100.00%

LUMENS PER ZONE				
ZONE	LUMENS	% TOTAL ZONE	ZONE	LUMENS % TOTAL
0-10	27.7	3.9%	90-100	0.001 0%
10-20	78.9	11.1%	100-110	0.000 0%
20-30	117.4	16.6%	110-120	0.000 0%
30-40	136.6	19.3%	120-130	0.000 0%
40-50	133.1	18.8%	130-140	0.001 0%
50-60	108.8	15.3%	140-150	0.005 0%
60-70	71.0	10.0%	150-160	0.005 0%
70-80	30.4	4.3%	160-170	0.002 0%
80-90	5.4	0.8%	170-180	0.000 0%

Total Luminaire Efficiency = 100.00%

### 99636, DL4FR10/950/ECO/LED2



ZONAL LUMEN SUMMARY			
ZONE	LUMENS	% LAMP	% LUMINAIRE
0-30	234.1	31.5%	31.5%
0-40	376.9	50.7%	50.7%
0-60	630.2	84.8%	84.8%
60-90	112.6	15.2%	15.2%
70-100	37.9	5.1%	5.1%
90-120	0.001	0%	0%
0-90	742.9	100%	100%
90-180	0.0	0%	0%
0-180	742.9	100%	100%

Total Luminaire Efficiency = 100.00%

LUMENS PER ZONE				
ZONE	LUMENS	% TOTAL ZONE	ZONE	LUMENS % TOTAL
0-10	29.0	3.9%	90-100	0.001 0%
10-20	82.4	11.1%	100-110	0.000 0%
20-30	122.7	16.5%	110-120	0.000 0%
30-40	142.8	19.2%	120-130	0.000 0%
40-50	139.3	18.7%	130-140	0.002 0%
50-60	114.1	15.4%	140-150	0.005 0%
60-70	74.7	10.1%	150-160	0.005 0%
70-80	32.2	4.3%	160-170	0.002 0%
80-90	5.7	0.8%	170-180	0.000 0%

Total Luminaire Efficiency = 100.00%