

Linear High Bay



Description :

The modular design of this linear high bay fixture provides many power and light options in two sizes. Specifically, fixtures measuring 2' in length are available with two modules (consuming 60 watts total), four modules (consuming 120 watts total), five modules (consuming 150 watts total), and six modules (consuming 180 watts total). The 4' long fixtures are available with two modules (consuming 100 watts total), three modules (consuming 150 watts total), four modules (consuming 200 watts total), five modules (consuming 250 watts total), and six modules consuming 300 watts total). These modular designs increase cooling efficiencies by 30% while the separation of light and power components greatly reduces LED and driver temperatures prolonging fixture lifetime to 60,000 hours. Featuring 0-10 volt dimming functionality and 130 lumens per watt, these fixtures can save 70% of the energy consumed by incumbent technologies. Options available for special order include microwave sensing, emergency, and 347-480V input operation.

Features:

1. Many lighting requirements can be achieved with the flexibility provided by numerous module options.
2. Low glare (with < 25 Unified Glare Rating).
3. Suspension mounting with provided V-hooks and customer provided chain or cables.
4. Milky white covers for glare reduction.
5. 5 years warranty.
6. Suitable for ambient operating temperatures in the range of -4 to 113 degrees Fahrenheit.

Technical parameters :

Model	CCT	Lumen (lm) (±10%)	Beam angle	LED type	Voltage, frequency	Power(w) (±10%)	Max. current (A)	CRI	PF
PLTS612111	5000K	8050	120°	SMD2835	AC100-277V 50/60Hz	60W	0.7A	>80	>0.9
PLTS612121	4000K	7800							
PLTS632111	5000K	16100	120°	SMD2835	AC100-277V 50/60Hz	120W	1.4A	>80	>0.9
PLTS632121	4000K	15600							
PLTS642111	5000K	20300	120°	SMD2835	AC100-277V 50/60Hz	150W	1.8A	>80	>0.9
PLTS642121	4000K	19650							
PLTS652111	5000K	23960	120°	SMD2835	AC100-277V 50/60Hz	180W	2.1A	>80	>0.9
PLTS652121	4000K	23400							
PLTS624111	5000K	13000	120°	SMD2835	AC100-277V 50/60Hz	100W	1.2A	>80	>0.9
PLTS624121	4000K	12500							
PLTS644111	5000K	20000	120°	SMD2835	AC100-277V 50/60Hz	150W	1.8A	>80	>0.9
PLTS644121	4000K	19500							
PLTS664111	5000K	27000	120°	SMD2835	AC100-277V 50/60Hz	200W	2.3A	>80	>0.9
PLTS664121	4000K	26000							
PLTS674111	5000K	34380	120°	SMD2835	AC100-277V 50/60Hz	250W	2.8A	>80	>0.9
PLTS674121	4000K	33500							
PLTS684111	5000K	41910	120°	SMD2835	AC100-277V 50/60Hz	300W	3.5A	>80	>0.9
PLTS684121	4000K	41400							

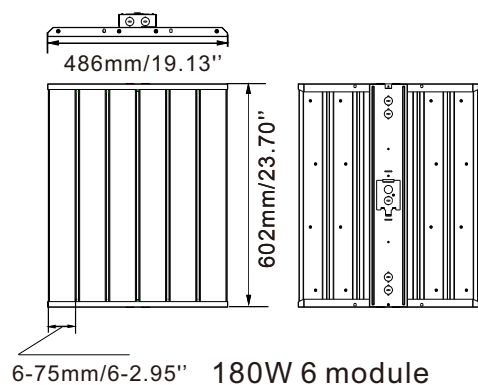
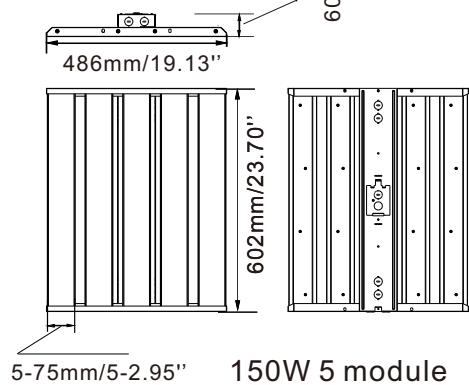
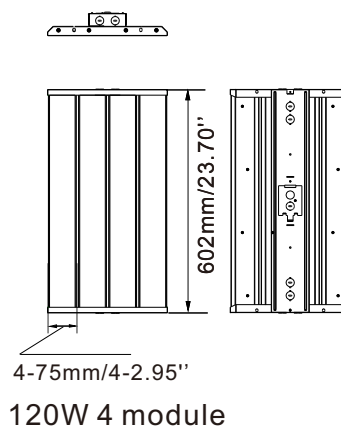
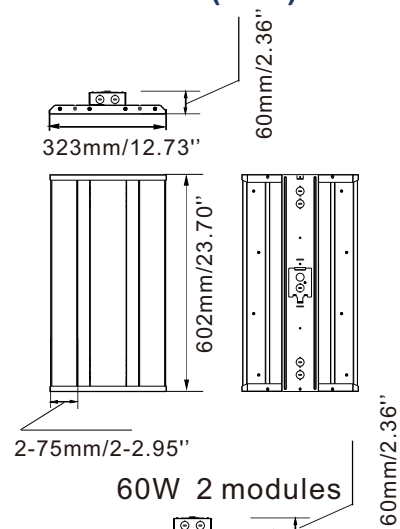
PLTS 6X2 offerings are 2 feet long.
 PLTS 6X4 offerings are 4 feet long.
 All fixtures include milky white lens.

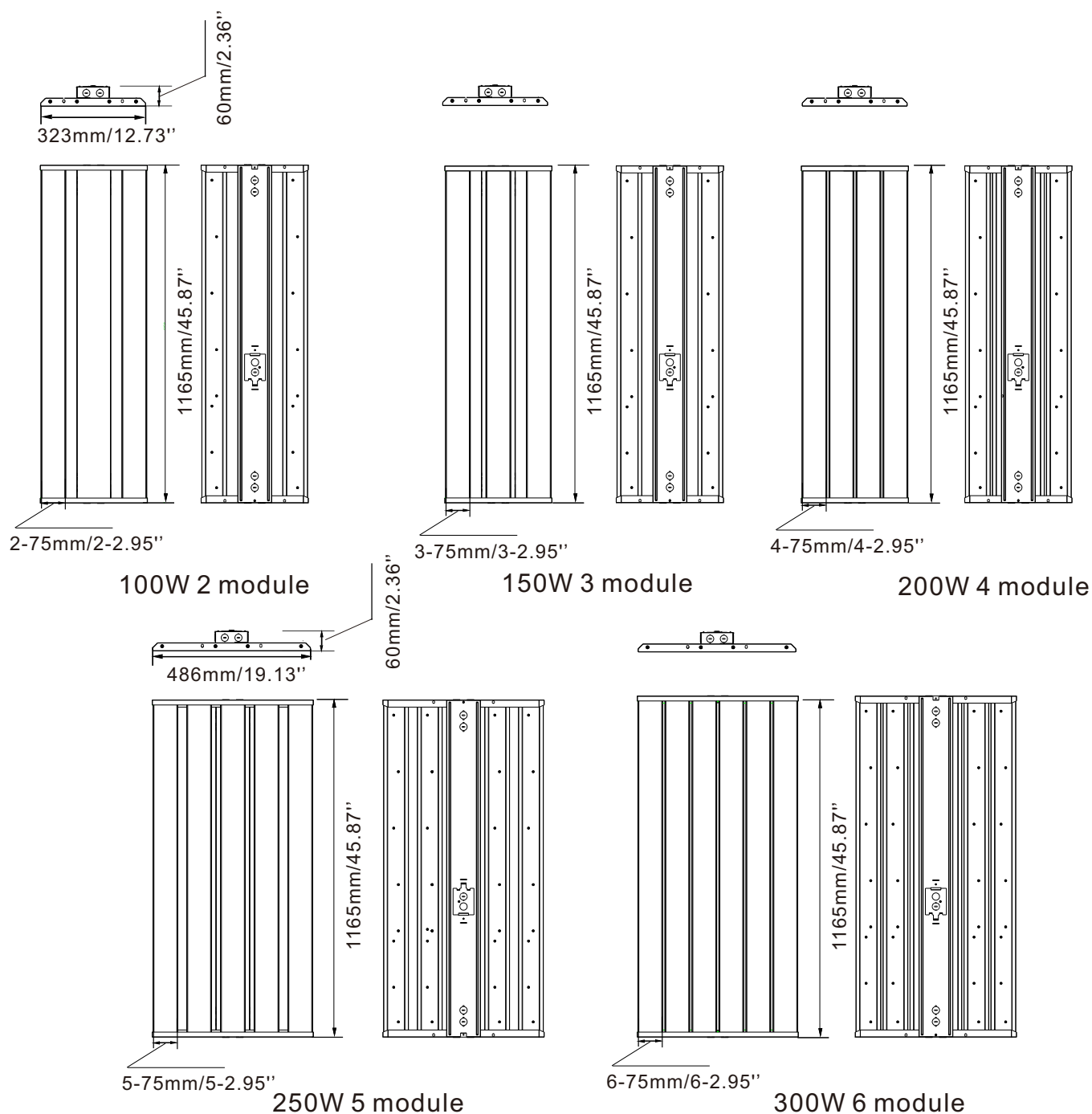
Application:

Supermarket, warehouse, distribution/logistic center, chain store, gymnasium, factory.

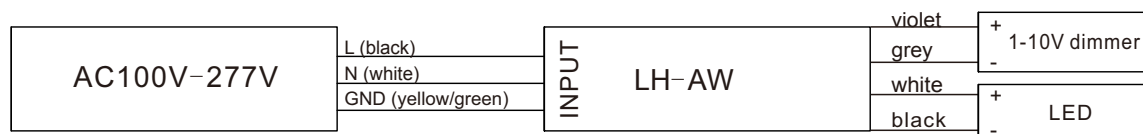


Dimension(mm):



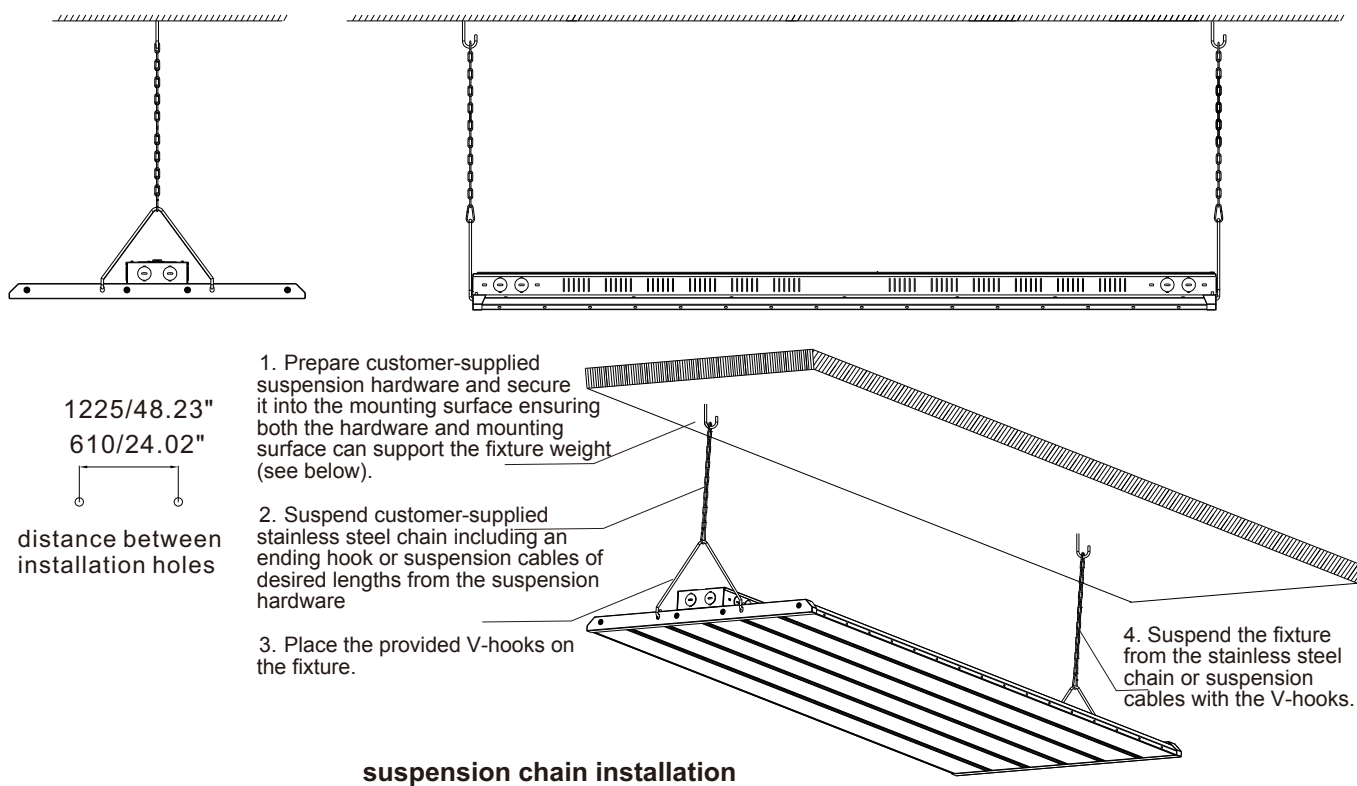


Connection diagram:



1-10V wiring diagram

Installation :



Packing information:

Power	Product dimension	Packing dimension	Net weight	Gross weight	Optional suspension chain bracket
60W	602X323X60mm (2 modules)	675*395*135mm (1PCS/carton)	2.60Kg	3.60Kg	0.60Kg
120W	602X323X60mm (4modules)	675*395*135mm (1PCS/carton)	4.10Kg	5.10Kg	
150W	602X486X60mm (5modules)	675*560*135mm (1PCS/carton)	5.10Kg	6.50Kg	
180W	602X486X60mm (6modules)	675*560*135mm (1PCS/carton)	5.60Kg	6.80Kg	
100W	1219X323X60mm (2modules)	1295*395*135mm (1PCS/carton)	5.10Kg	6.60Kg	
150W	1219X323X60mm (3modules)	1295*395*135mm (1PCS/carton)	6.10Kg	7.60Kg	
200W	1219X323X60mm (4modules)	1295*395*135mm (1PCS/carton)	7.10Kg	8.60Kg	
250W	1219X486X60mm (5modules)	1295*560*135mm (1PCS/carton)	8.10Kg	10.70Kg	
300W	1219X486X60mm (6modules)	1295*560*135mm (1PCS/carton)	9.10Kg	11.70Kg	

Installation requirements:

1. Turn power off before installation.
2. After ensuring the mounting hardware and mounting surface can support the fixture weight, suspend the fixture as detailed in the above "Installation:" section.
3. Suspend power to the fixture and make electrical connections in accordance with local and national electrical codes.

Notice:

1. Since this fixture does not include corrosion resistant features, ensure the environment where you intend to install the fixture does not contain corrosive elements.
 2. Please confirm the input voltage and frequency conforms to the product specifications.
 3. Professional installation is required, since dangerous 100-277V connections will be made.
 4. Do not install this fixture if it was received with damage to the internal electrical conductors or the fixture body.
 5. Do not allow water into the fixture body, within the milky white lens, nor onto the LED panel during installation.
 6. Do not squeeze or apply pressure to the milky white covers.
 7. The upper cover of the power box is a non-stress-bearing component. Therefore, support the fixture by the module frames or the power box; do not attempt to support the fixture by the power box upper cover.
-