


## Linear High Bay



### Description :

The modular design of this linear high bay fixture provides many power and light options in two sizes. Specifically, fixtures measuring 2' in length are available with two modules (consuming 60 watts total), four modules (consuming 120 watts total), five modules (consuming 150 watts total), and six modules (consuming 180 watts total). The 4' long fixtures are available with two modules (consuming 100 watts total), three modules (consuming 150 watts total), four modules (consuming 200 watts total), five modules (consuming 250 watts total), and six modules consuming 300 watts total). These modular designs increase cooling efficiencies by 30% while the separation of light and power components greatly reduces LED and driver temperatures prolonging fixture lifetime to 60,000 hours. Featuring 0-10 volt dimming functionality and 130 lumens per watt, these fixtures can save 70% of the energy consumed by incumbent technologies. Options available for special order include microwave sensing, emergency, and 347-480V input operation.

### Features:

1. Many lighting requirements can be achieved with the flexibility provided by numerous module options.
2. Low glare (with < 25 Unified Glare Rating).
3. Suspension mounting with provided V-hooks and customer provided chain or cables.
4. Milky white covers for glare reduction.
5. 3 years warranty.
6. Suitable for ambient operating temperatures in the range of -4 to 113 degrees Fahrenheit.

**Technical parameters :**

| Model      | CCT   | Lumen (lm)<br>(±10%) | Beam angle | LED type | Voltage, frequency    | Power(w)<br>(±10%) | Max. current (A) | CRI | PF   |
|------------|-------|----------------------|------------|----------|-----------------------|--------------------|------------------|-----|------|
| PLTS612111 | 5000K | 8050                 | 120°       | SMD2835  | AC100-277V<br>50/60Hz | 60W                | 0.7A             | >80 | >0.9 |
| PLTS612121 | 4000K | 7800                 |            |          |                       |                    |                  |     |      |
| PLTS632111 | 5000K | 16100                | 120°       | SMD2835  | AC100-277V<br>50/60Hz | 120W               | 1.4A             | >80 | >0.9 |
| PLTS632121 | 4000K | 15600                |            |          |                       |                    |                  |     |      |
| PLTS642111 | 5000K | 20300                | 120°       | SMD2835  | AC100-277V<br>50/60Hz | 150W               | 1.8A             | >80 | >0.9 |
| PLTS642121 | 4000K | 19650                |            |          |                       |                    |                  |     |      |
| PLTS652111 | 5000K | 23960                | 120°       | SMD2835  | AC100-277V<br>50/60Hz | 180W               | 2.1A             | >80 | >0.9 |
| PLTS652121 | 4000K | 23400                |            |          |                       |                    |                  |     |      |
| PLTS624111 | 5000K | 13000                | 120°       | SMD2835  | AC100-277V<br>50/60Hz | 100W               | 1.2A             | >80 | >0.9 |
| PLTS624121 | 4000K | 12500                |            |          |                       |                    |                  |     |      |
| PLTS644111 | 5000K | 20000                | 120°       | SMD2835  | AC100-277V<br>50/60Hz | 150W               | 1.8A             | >80 | >0.9 |
| PLTS644121 | 4000K | 19500                |            |          |                       |                    |                  |     |      |
| PLTS664111 | 5000K | 27000                | 120°       | SMD2835  | AC100-277V<br>50/60Hz | 200W               | 2.3A             | >80 | >0.9 |
| PLTS664121 | 4000K | 26000                |            |          |                       |                    |                  |     |      |
| PLTS674111 | 5000K | 34380                | 120°       | SMD2835  | AC100-277V<br>50/60Hz | 250W               | 2.8A             | >80 | >0.9 |
| PLTS674121 | 4000K | 33500                |            |          |                       |                    |                  |     |      |
| PLTS684111 | 5000K | 41910                | 120°       | SMD2835  | AC100-277V<br>50/60Hz | 300W               | 3.5A             | >80 | >0.9 |
| PLTS684121 | 4000K | 41400                |            |          |                       |                    |                  |     |      |

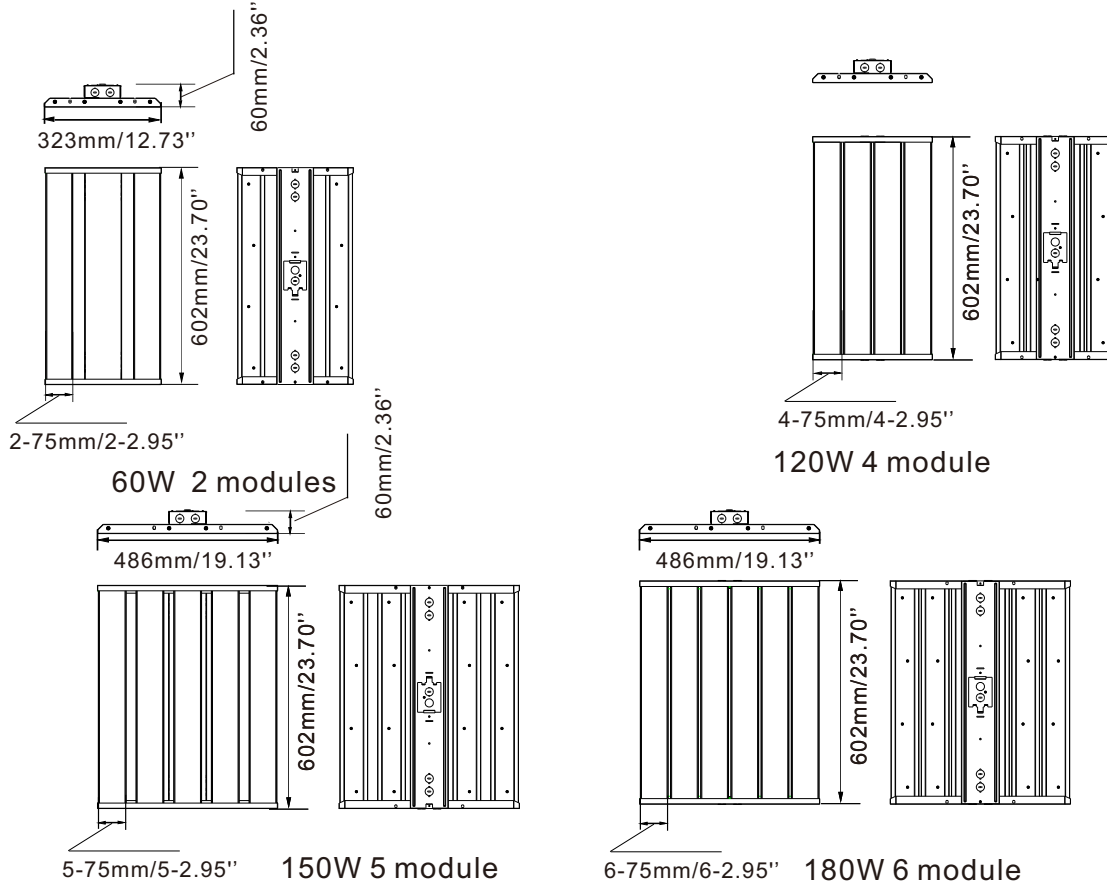
PLTS 6X2 offerings are 2 feet long.  
 PLTS 6X4 offerings are 4 feet long.  
 All fixtures include milky white lens.

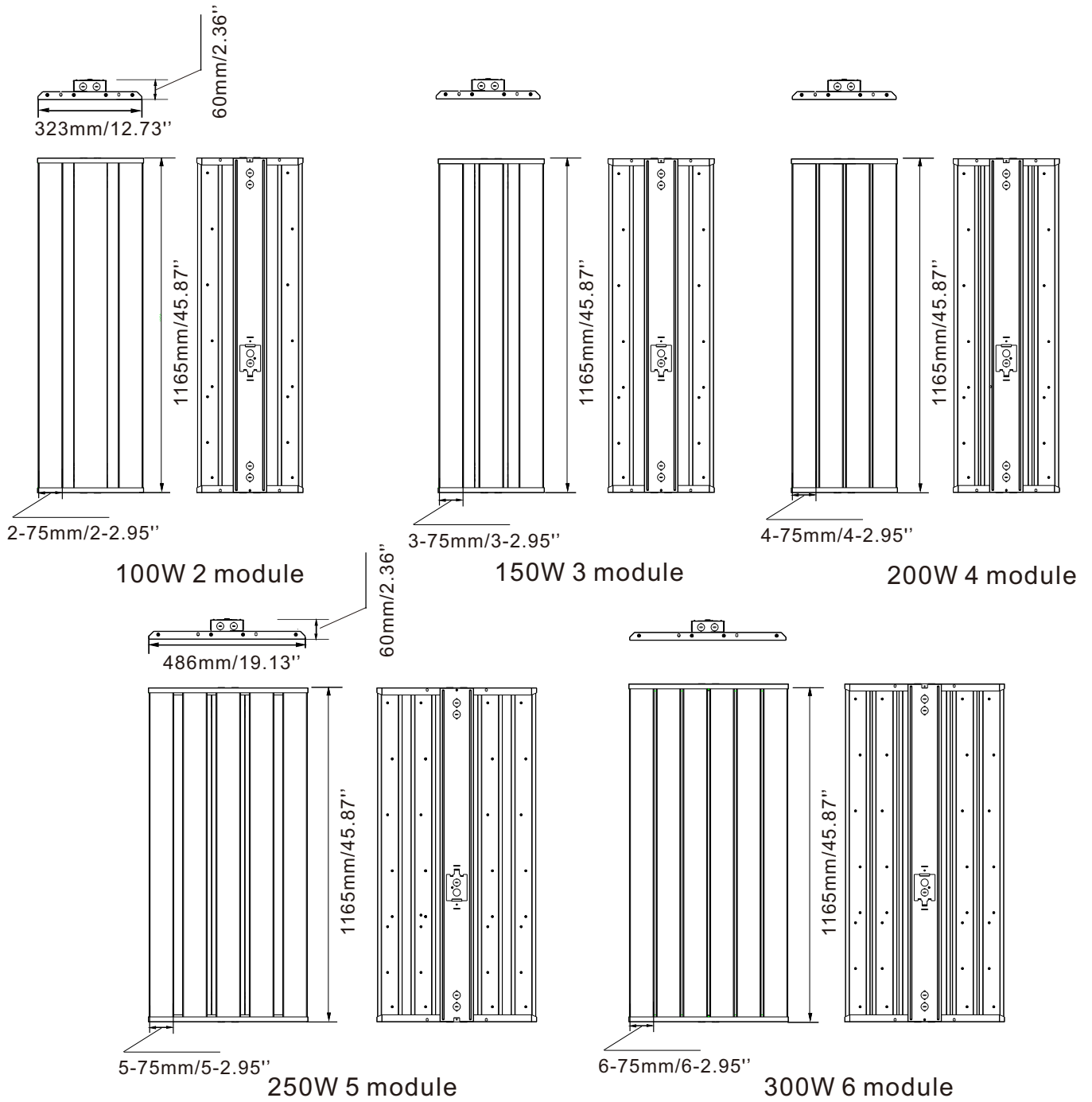
**Application:**

Supermarket, warehouse, distribution/logistic center, chain store, gymnasium, factory.

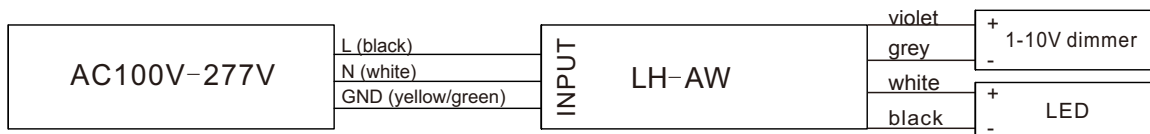


## Dimension(mm):



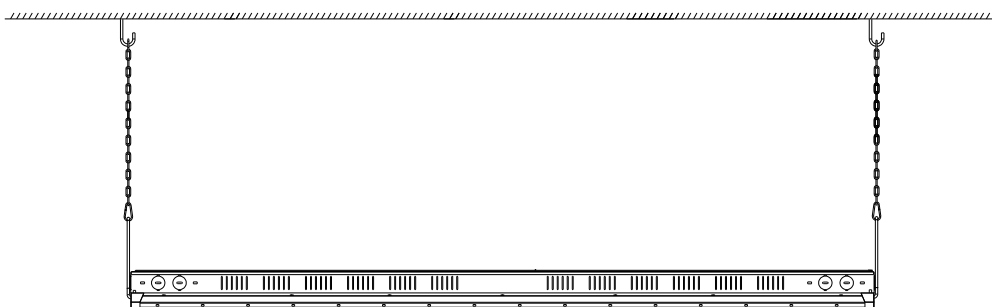
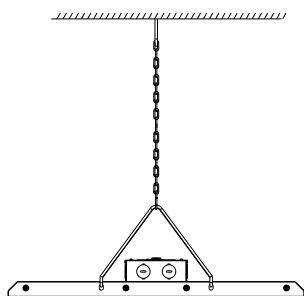


**Connection diagram:**



1-10V wiring diagram

**Installation :**



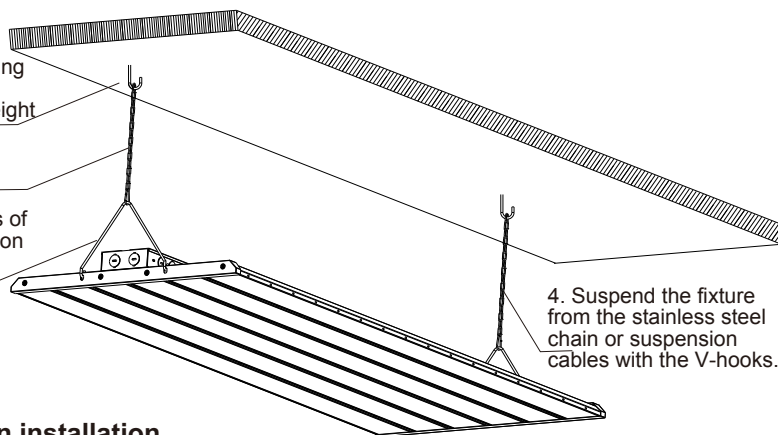
1225/48.23"  
610/24.02"

distance between  
installation holes

1. Prepare customer-supplied suspension hardware and secure it into the mounting surface ensuring both the hardware and mounting surface can support the fixture weight (see below).

2. Suspend customer-supplied stainless steel chain including an ending hook or suspension cables of desired lengths from the suspension hardware

3. Place the provided V-hooks on the fixture.



4. Suspend the fixture from the stainless steel chain or suspension cables with the V-hooks.

**suspension chain installation**

**Packing information:**

| Power | Product dimension        | Packing dimension            | Net weight | Gross weight | Optional suspension chain bracket |
|-------|--------------------------|------------------------------|------------|--------------|-----------------------------------|
| 60W   | 602X323X60mm (2 modules) | 675*395*135mm (1PCS/carton)  | 2.60Kg     | 3.60Kg       | 0.60Kg                            |
| 120W  | 602X323X60mm (4modules)  | 675*395*135mm (1PCS/carton)  | 4.10Kg     | 5.10Kg       |                                   |
| 150W  | 602X486X60mm (5modules)  | 675*560*135mm (1PCS/carton)  | 5.10Kg     | 6.50Kg       |                                   |
| 180W  | 602X486X60mm (6modules)  | 675*560*135mm (1PCS/carton)  | 5.60Kg     | 6.80Kg       |                                   |
| 100W  | 1219X323X60mm (2modules) | 1295*395*135mm (1PCS/carton) | 5.10Kg     | 6.60Kg       |                                   |
| 150W  | 1219X323X60mm (3modules) | 1295*395*135mm (1PCS/carton) | 6.10Kg     | 7.60Kg       |                                   |
| 200W  | 1219X323X60mm (4modules) | 1295*395*135mm (1PCS/carton) | 7.10Kg     | 8.60Kg       |                                   |
| 250W  | 1219X486X60mm (5modules) | 1295*560*135mm (1PCS/carton) | 8.10Kg     | 10.70Kg      |                                   |
| 300W  | 1219X486X60mm (6modules) | 1295*560*135mm (1PCS/carton) | 9.10Kg     | 11.70Kg      |                                   |

## Installation requirements:

1. Turn power off before installation.
2. After ensuring the mounting hardware and mounting surface can support the fixture weight, suspend the fixture as detailed in the above "Installation:" section.
3. Suspend power to the fixture and make electrical connections in accordance with local and national electrical codes.

### **!** Notice:

1. Since this fixture does not include corrosion resistant features, ensure the environment where you intend to install the fixture does not contain corrosive elements.
  2. Please confirm the input voltage and frequency conforms to the product specifications.
  3. Professional installation is required, since dangerous 100-277V connections will be made.
  4. Do not install this fixture if it was received with damage to the internal electrical conductors or the fixture body.
  5. Do not allow water into the fixture body, within the milky white lens, nor onto the LED panel during installation.
  6. Do not squeeze or apply pressure to the milky white covers.
  7. The upper cover of the power box is a non-stress-bearing component. Therefore, support the fixture by the module frames or the power box; do not attempt to support the fixture by the power box upper cover.
-