

DESCRIPTION

The WN Series is a specification wraparound luminaire featuring energy efficient performance. The luminaire's clean, low profile design is both appealing and functional. The WN Series utilizes a clear, low brightness, extruded acrylic refractor for high performance and aesthetics.

The efficient and stylish WN Series is the perfect wraparound for schools, offices and other commercial and retail spaces.

Catalog #		Type
Project		
Comments		Date
Prepared by		

SPECIFICATION FEATURES

Construction

Housing consists of die formed cold rolled steel. Ends formed with the housing for strength and provisions for continuous row aligners. Steel end plates with 7/8" KO and light-seal embossment. Ballast cover easily removed without tools.

Electrical*

Ballasts are CBM/ETL Class "P" and are positively secured by mounting bolt. Rotor lock lampholders. UL/CUL listed. Suitable for damp locations.

Lens

100% clear acrylic prismatic lens. Sides have inside linear prisms and bottom has pyramidal prisms for low brightness controls.

Finish

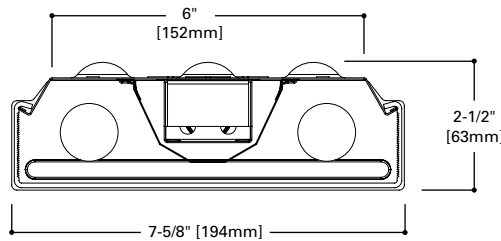
Multistage, prepaint ensures maximum bonding and rust prevention.



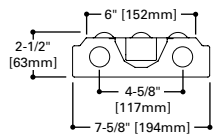
WN
217
228T8
232

2', 4' OR 8' SURFACE
2 T8 LAMPS

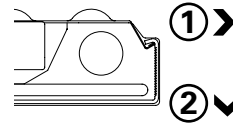
Commercial Wrap



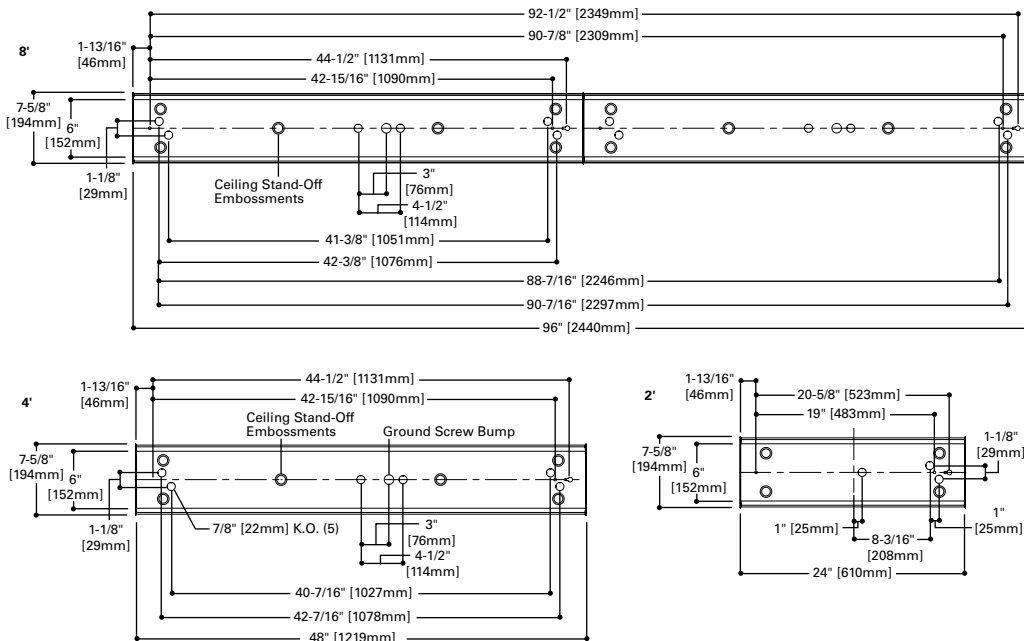
LAMP CONFIGURATIONS



LENS REMOVAL



MOUNTING DATA



ENERGY DATA

Input Watts:
EB Ballast & STD Lamps
217 (36)
228T8 (48)
232 (55)

Luminaire Efficacy Rating
LER = FW-80
Catalog Number: WN-232A
Yearly Cost of 1000 lumens,
3000 hrs at .08 KWH = \$3.00

LER = FW-93
Catalog Number: WN-228T8-HB81
Yearly Cost of 1000 lumens,
3000 hrs at .08 KWH = \$2.59

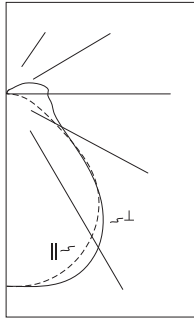
*Reference the lamp/ballast data in the Technical Section for specific lamp/ballast requirements.

LAMPS CONTAIN MERCURY. DISPOSE ACCORDING TO LOCAL, STATE OR FEDERAL LAWS

LINEAR DISCONNECT

Safe and convenient means of disconnecting power.

PHOTOMETRICS



WN-232-EB81-U
Energy Saving Ballast
F32T8/35K lamps
3100 lumens
Spacing criterion:
(II) 1.3 x mounting
height, (L) 1.4 x
mounting height
Efficiency = 82.0%
Test Report:
134P132
LER = FW-80
Yearly Cost of 1000
lumens, 3000 hrs at
.08 KWH = \$3.00

Candlepower

Angle	Along II	45°	Across L
0	1583	1583	1583
5	1588	1594	1591
10	1580	1597	1607
15	1554	1591	1618
20	1512	1573	1605
25	1454	1534	1563
30	1380	1473	1488
35	1291	1384	1375
40	1181	1258	1225
45	1043	1077	1030
50	848	851	809
55	602	655	626
60	429	518	512
65	317	413	444
70	240	333	409
75	180	270	390
80	123	223	369
85	62	185	347
90	3	155	332

Coefficients of Utilization

rc rw RCR	Effective floor cavity reflectance 20%																	
	80%			70%			50%			30%			10%			0%		
	70	50	30	70	50	30	50	30	10	50	30	10	50	30	10	0		
0	95	95	95	95	92	92	92	85	85	85	80	80	80	74	74	74	72	
1	86	82	79	76	83	80	76	73	74	72	69	69	67	65	65	63	61	59
2	79	72	67	62	76	70	65	61	65	61	58	61	58	55	57	54	52	50
3	72	64	57	52	69	62	56	51	58	53	49	54	50	47	51	47	45	42
4	66	57	50	45	64	55	49	44	52	46	42	49	44	40	46	42	39	37
5	61	51	44	39	59	49	43	38	47	41	37	44	39	35	41	37	34	32
6	57	46	39	34	54	45	38	33	42	36	32	40	35	31	38	33	30	28
7	52	42	35	30	50	41	34	29	38	33	29	36	31	28	34	30	27	25
8	49	38	31	27	47	37	31	26	35	30	26	33	28	25	32	27	24	22
9	46	35	28	24	44	34	28	24	32	27	23	31	26	22	29	25	22	20
10	43	32	26	22	41	31	26	22	30	25	21	29	24	20	27	23	20	18

Zonal Lumen Summary

Zone	Lumens	%Lamp	%Fixture
0-30	1304	21.0	25.6
0-40	2152	34.7	42.3
0-60	3544	57.2	69.7
0-90	4441	71.6	87.3
90-180	645	10.4	12.7
0-180	5086	82.0	100.0

Typical VCP Percentages

Room Size (Ft.)	Height Along		Height Across	
	8.5'	10.0'	8.5'	10.0'
20 x 20	52	58	44	53
30 x 30	43	48	31	39
30 x 60	36	40	15	21
60 x 30	40	46	35	42
60 x 60	32	37	17	22

ORDERING INFORMATION

SAMPLE NUMBER: WN-232A-UNV-EB81-U

Length Blank=2' or 4' Length 8T=8' (Tandem)	Series⁽¹⁾ WN=Commercial Surface Wrap	Number of Lamps⁽²⁾ 2-2 Lamps (Not Included)	Wattage 17=17W T8 (24") 28T8=28W T8 (48") ⁽⁶⁾ 32=32WT8 (48")	Lens A=Acrylic Refractor/Lens	Voltage⁽³⁾ 120V=120 Volt 277V=277 Volt 347V=347 Volt UNV=Universal Voltage 120-277 ⁽⁴⁾	Options GL=Single Element Fuse GM=Double Element Fuse EL=Emergency Installed ⁽⁵⁾
--	--	---	---	---	--	---

Ballast Type⁽³⁾ EB8 = T8 Electronic Instant Start. Total Harmonic Distortion < 10% No. of Ballast 1 or 2 EB8 /PLUS= T8 Electronic Instant Start. High Ballast Factor >1.13. Total Harmonic Distortion < 20% No. of Ballast 1 or 2 REB1= T8 Electronic Instant Start Residential Ballast. ER8 = T8 Electronic Program Rapid Start. Total Harmonic Distortion < 10% No. of Ballast 1 or 2 ER8 /PLUS= T8 Electronic Program Start. High Ballast Factor >1.13. Total Harmonic Distortion < 10% No. of Ballast 1 or 2 HPT8 Ballast HB8_L=T8 Electronic Instant Start. Low Ballast Factor .77 HB8 =T8 Electronic Instant Start. Ballast Factor .88 HB8_N=T8 Electronic Instant Start. Normal Ballast Factor 1.0 HB8_H=T8 Electronic Instant Start. High Ballast Factor 1.15-1.2 HB8_DIM=T8 Electronic Program Start Step Dimming. Ballast Factor .88 HR8_L=T8 Electronic Program Start. Low Ballast Factor .77 HR8 =T8 Electronic Program Start. Ballast Factor .88 HR8_H=T8 Electronic Program Start. High Ballast Factor 1.15-1.2	Options DEC=Decorative End Cap CRA=Continuous Row Aligner	Packageing U=Unit Pack
--	--	----------------------------------

ACCESSORIES

SCF=Fixed Stem Set (Specify Length)
SCS=Swivel Stem Set (Specify Length)
SCA=Adjustable 48" Stem Set
WN-2LT-DEC-ENDS=Decorative End Caps - 2 Lamps (2 pieces)
WN-CRA=Continuous Row Aligner (1 only)

NOTES: ⁽¹⁾Steel endplates with 7/8" KO standard for continuous row mounting. ⁽²⁾2 point suspension recommended for 2 and 4 lamp models. 3 point suspension recommended for 8 foot tandems. ⁽³⁾Products also available in non-US voltage and frequencies for international markets. 120V must be specified with a residential ballast. ⁽⁴⁾Not Available when specifying emergencies, voltage must be specified. ⁽⁵⁾A low profile battery pack is required for installation with standard ballast cover (consult Cooper Lighting). ⁽⁶⁾When utilizing 28W T8 lamps, HB Ballast must be specified. Other ballast restrictions may apply. Consult your Eaton Representative for availability and ordering information.

For complete product data, reference the Fluorescent Specification binder. Specifications & dimensions subject to change without notice. Consult your Eaton Representative for availability and ordering information.

SHIPPING DATA

Catalog No.	Wt.
WN-217A	6 lbs.
WN-228T8A	8 lbs.
8TWN-228T8A	15 lbs.
WN-232A	8 lbs.
8TWN-232A	15 lbs.



Specifications and dimensions subject to change without notice.