

# zPAR™ 38

Fixed Wattage, Ultra Light, Non-DIMMABLE



## PRODUCT SUMMARY

- Fixed Wattage
- Non-Dimmable
- Multiple Color Temperatures Available
- Custom Optics
- High Color Rendering
- CrimpFin™ Heat Sink Technology
- Halogen PAR form factor (ANSI compliant)
- No UV or IR radiation
- Voltage: 120v
- 0.9 Power Factor
- Socket Type: Medium Screw Base
- Environment: Dry
- Length: 5 in, 127 mm
- Diameter: 4.8 in, 122mm
- Weight: 8.32 ounces, 236 g
- Operating Temperature -20° C + 45° C

## SPECIAL ORDER ONLY HIGH POWER

The high power zPAR38 lamps from MSi are 18W, outperforming a 150-watt halogen PAR lamp. This amazing lamp brings together the latest innovation and experience from MSi's multiple engineering disciplines, to deliver the complete solution for retail, hospitality, furniture, museum and commercial applications.

120~

220~



MEDIUM

2700K

3000K

4000K



15°



25°



40°



CATALOG	POWER	CCT (K)	CRI	BEAM ANGLE	LUMENS	CBCP
zPAR38271518T3N	18W	2700	82	15°	1400	15,500
zPAR38272518T3N				25°		6,750
zPAR38274018T3N				40°		2,750
zPAR38301518T3N	18W	3000	82	15°	1500	16,500
zPAR38302518T3N				25°		7,500
zPAR38304018T3N				40°		3,000
zPAR38401518T3N	18W	4000	82	15°	1650	18,000
zPAR38402518T3N				25°		8,000
zPAR38404018T3N				40°		3,200

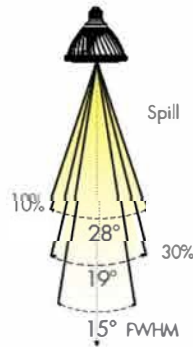
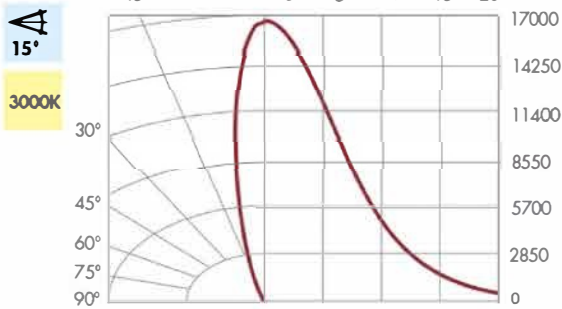
# zPAR™ 38

Fixed Wattage, Ultra Light, Non-DIMMABLE

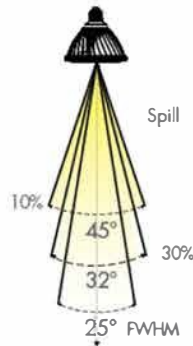
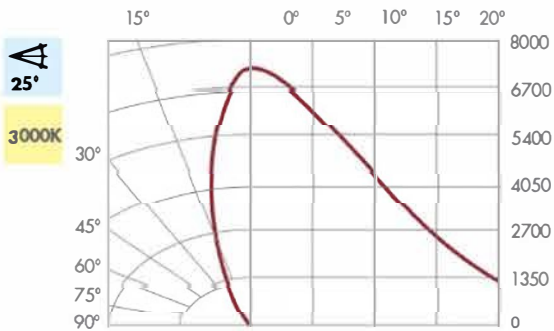
## CANDELA DISTRIBUTION

## BEAM DISTRIBUTION

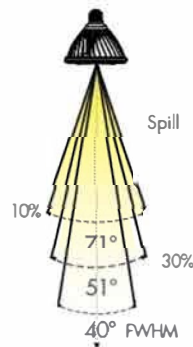
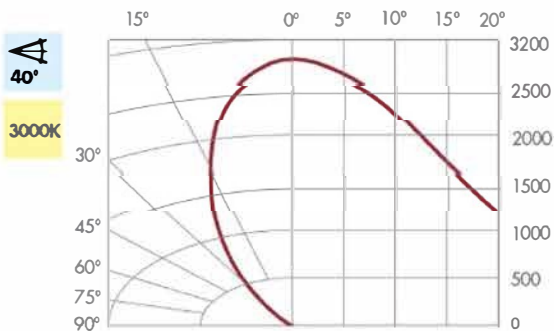
## 0° AIMING FOOTCANDLES



Distance To Floor	Beam Diameter (50% CBCP)	Footcandles On Floor
5'	1.3'	660
10'	2.6'	165
15'	3.9'	73
20'	5.3'	41



Distance To Floor	Beam Diameter (50% CBCP)	Footcandles On Floor
5'	2.2'	300
10'	4.4'	75
15'	6.7'	33
20'	8.9'	19



Distance To Floor	Beam Diameter (50% CBCP)	Footcandles On Floor
5'	3.6'	120
10'	7.3'	30
15'	10.8'	13
20'	14.4'	7.5

**CAUTION:** Risk of electric shock. Do not open - no user serviceable parts inside. Use in dry locations only. Turn power off before inspection, installation or removal. Not intended for use with emergency exit fixtures or emergency exit lights. Not for use where exposed to the weather. Not for use with totally enclosed fixtures or fixtures that inhibit air flow.