

# zPAR™ 38

Fixed Wattage, Ultra Light, Non-DIMMABLE



## PRODUCT SUMMARY

- Fixed Wattage
- Non-Dimmable
- Multiple Color Temperatures Available
- Custom Optics
- High Color Rendering
- CrimpFin™ Heat Sink Technology
- Halogen PAR form factor (ANSI compliant)
- No UV or IR radiation
- Voltage: 120v
- 0.9 Power Factor
- Socket Type: Medium Screw Base
- Environment: Dry
- Length: 5 in, 127 mm
- Diameter: 4.8 in, 122mm
- Weight: 8.32 ounces, 236 g
- Operating Temperature -20° C + 45° C

## SUPER EFFICIENT 12 WATT

The zPAR38 lamps from MSi are 12W, outperforming a 100-watt halogen PAR lamp. This amazing lamp brings together the latest innovation and experience from MSi's multiple engineering disciplines, to deliver the complete solution for retail, hospitality, furniture, museum and commercial applications.

120~

220~



MEDIUM

2700K

3000K

4000K

15°

25°

40°

UV

CATALOG	POWER	CCT (K)	CRI	BEAM ANGLE	LUMENS	CBCP
zPAR38271512T3N	12W	2700	82	15°	950	10,500
zPAR38272512T3N				25°		4,750
zPAR38274012T3N				40°		1,950
zPAR38301512T3N	12W	3000	82	15°	1000	11,500
zPAR38302512T3N				25°		5,250
zPAR38304012T3N				40°		2,100
zPAR38401512T3N	12W	4000	82	15°	1100	12,500
zPAR38402512T3N				25°		5,500
zPAR38404012T3N				40°		2,300

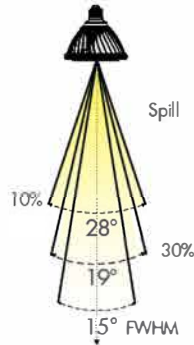
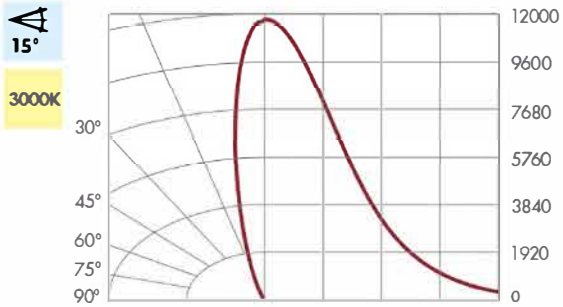
# zPAR™ 38

Fixed Wattage, Ultra Light, Non-DIMMABLE

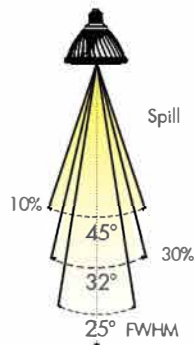
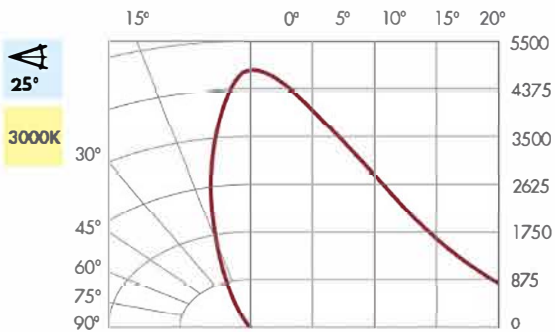
## CANDELA DISTRIBUTION

## BEAM DISTRIBUTION

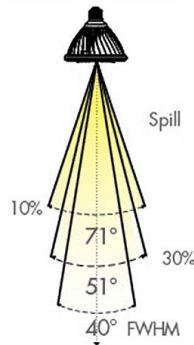
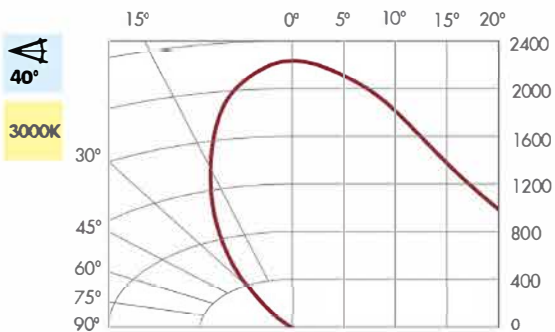
## 0° AIMING FOOTCANDLES



Distance To Floor	Beam Diameter (50% CBCP)	Footcandles On Floor
5'	1.3'	460
10'	2.6'	115
15'	3.9'	51
20'	5.3'	29



Distance To Floor	Beam Diameter (50% CBCP)	Footcandles On Floor
5'	2.2'	210
10'	4.4'	53
15'	6.7'	23
20'	8.9'	13



Distance To Floor	Beam Diameter (50% CBCP)	Footcandles On Floor
5'	3.6'	84
10'	7.3'	21
15'	10.8'	9
20'	14.4'	5

**CAUTION:** Risk of electric shock. Do not open – no user serviceable parts inside. Use in dry locations only. Turn power off before inspection, installation or removal. Not intended for use with emergency exit fixtures or emergency exit lights. Not for use where exposed to the weather. Not for use with totally enclosed fixtures or fixtures that inhibit air flow.