

Updated 2.13.13

# xPAR™-30S

Fixed Wattage, Ultra-Light  
NON-DIMMABLE



xPAR-30S

120~

220~



2700K

3000K

4000K



- Fixed Wattage
- Non-Dimmable
- Multiple Color Temperatures Available
- Custom Optics
- Proprietary Crimpfin Heatsink Design
- Halogen PAR form factor (ANSI compliant)
- No UV or IR radiation
- Voltage: 120v - 220v
- 0.9 Power Factor
- Socket Type: Medium Screw Base
- Environment: Dry
- Length: 3.6 in, 92 mm
- Diameter: 3.75 in, 95mm
- Weight: 7.05 ounces, 200 g

The high power xPAR30S lamps from MSi are 12W fixed LED replacement bulbs, exceeds the light output of a 75-watt incandescent PAR lamp. This amazing lamp brings together the latest innovation and experience from MSi's multiple engineering disciplines to deliver the complete solution for retail, hospitality, furniture, museum and commercial applications.

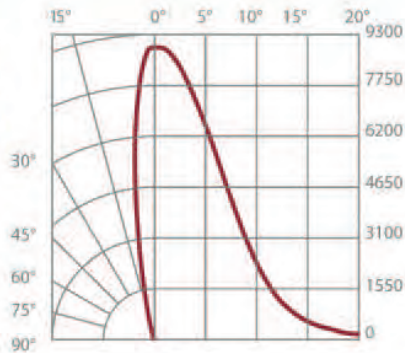


Catalog #	Power	CCT (K)	CRI	Beam Angle	Lumens	CBCP
xPAR30S271512T3N	12W	2700	82	15°	800	8,360
xPAR30S272512T3N				25°		3,610
xPAR30S301512T3N	12W	3000	82	15°	850	9,000
xPAR30S302512T3N				25°		3,943
xPAR30S401512T3N	12W	4000	82	15°	880	9,680
xPAR30S402512T3N				25°		3,784

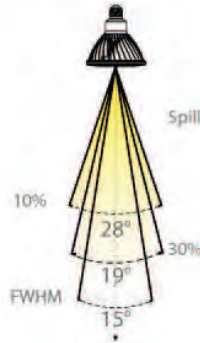
# xPAR™-30S

## CANDELA DISTRIBUTION

15°  
3000K



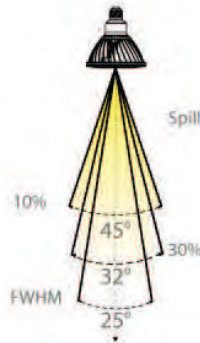
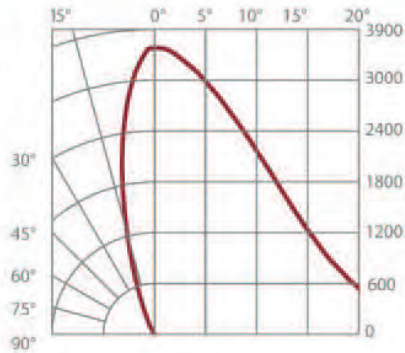
## BEAM DISTRIBUTION



## 0° AIMING FOOTCANDLES

Distance To Floor	Beam Diameter (50% CBCP)	Footcandles On Floor
5'	1.3'	360
10'	2.6'	90
15'	3.9'	40
20'	5.3'	23

25°  
3000K



Distance To Floor	Beam Diameter (50% CBCP)	Footcandles On Floor
5'	2.2'	141
10'	4.4'	35
15'	6.7'	16
20'	8.9'	9

**CAUTION:** Risk of electric shock. Do not open - no user serviceable parts inside. Use in dry locations only. Turn power off before inspection, installation, or removal. Not intended for use with emergency exit fixtures or emergency exit lights. Not for use where exposed to the weather.