

# iMR™-16

Fixed Wattage



iMR-16



The iMR™-16 lamps from MSi are fixed wattage LED replacement bulbs with the light output of halogen sources. The lamps bring the innovation and experience from multiple engineering disciplines to deliver a solution that is optimal for commercial, retail and residential applications.

## PRODUCT SUMMARY

- Fixed Wattage
- 3 Color Temperatures
- Proprietary CrimpFin™ Heatsink Design
- Halogen MR form factor (ANSI compliant)
- No UV or IR radiation
- Voltage: 12VAC
- Socket Type: GU-5.3 Base
- Environment: Dry
- Length: 2 in, 50 mm
- Diameter: 2 in, 50 mm
- Weight: 1.5 oz, 42 g
- Magnetic and electronic transformer compatible\*
- For use with class II power source

12~



2700K

3000K

4300K



23°



32°



44°



60°



Catalog#	Power	CCT (K)	CRI	Beam Spread	FWHM	Lumens	CBCP
iMR1627230N	5 W	2700	83	30°	23°	300	1,310
iMR1627320N			83	45°	32°		775
iMR1627440N			83	60°	44°		475
iMR1627600N			83	80°	60°		295
iMR1630230N	5 W	3000	83	30°	23°	330	1,410
iMR1630320N			83	45°	32°		830
iMR1630440N			83	60°	44°		510
iMR1630600N			83	80°	60°		315
iMR1643230N	5 W	4300	75	30°	23°	360	1,515
iMR1643320N			75	45°	32°		890
iMR1643440N			75	60°	44°		550
iMR1643600N			75	80°	60°		363

# iMR-16™

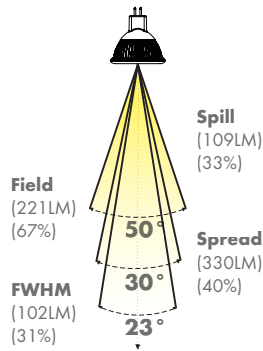
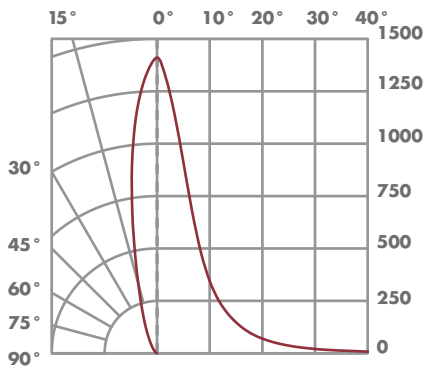
## CANDELA DISTRIBUTION

## BEAM DISTRIBUTION

## 0° AIMING FOOTCANDLES

23°

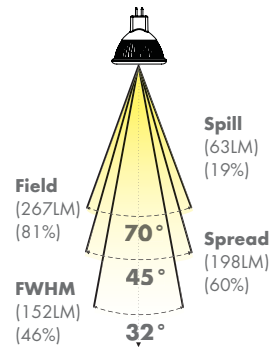
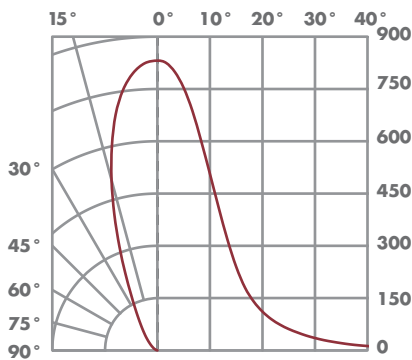
3000K



Distance To Floor	Beam Diameter (50% CBCP)	Footcandles On Floor
3'	1.2'	157
6'	2.4'	39
9'	3.7'	17
12'	4.8'	10

32°

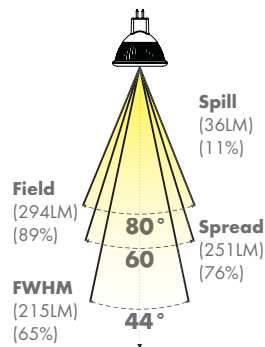
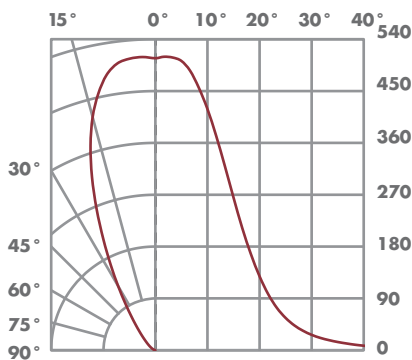
3000K



Distance To Floor	Beam Diameter (50% CBCP)	Footcandles On Floor
3'	1.7'	92
6'	3.4'	23
9'	5.2'	10
12'	6.9'	6

44°

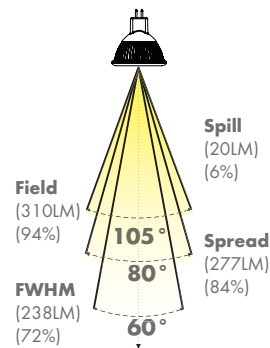
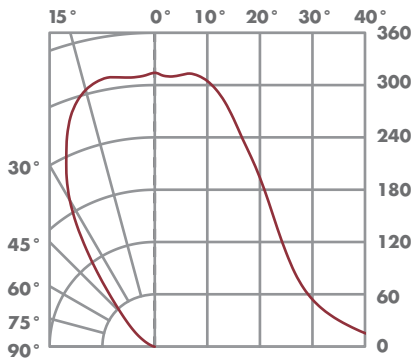
3000K



Distance To Floor	Beam Diameter (50% CBCP)	Footcandles On Floor
3'	2.4'	57
6'	4.8'	14
9'	7.3'	6
12'	9.7'	4

60°

3000K



Distance To Floor	Beam Diameter (50% CBCP)	Footcandles On Floor
3'	3.5'	35
6'	6.9'	9
9'	10.4'	4
12'	13.9'	2

**CAUTION:** Risk of electric shock. Do not open - no user serviceable parts inside. Use in dry locations only. Turn power off before inspection, installation, or removal. Not intended for use with emergency exit fixtures or emergency exit lights. Not for use where exposed to the weather. Not for use in completely enclosed fixtures. Use only on 12 VAC circuits. For use with Class II power source.