

# iGU-10™

Fixed Wattage



iGU-10

220~



2700K

3000K

4300K



## PRODUCT SUMMARY

- Fixed Wattage
- 3 Color Temperatures
- Proprietary CrimpFin™ Heatsink Design
- Halogen MR form factor (ANSI compliant)
- No UV or IR radiation • Voltage: 220VAC
- Socket Type: GU-10 Base
- Environment: Dry
- Length: 2.1 in, 53 mm
- Diameter: 2 in, 50 mm
- Weight: 1.8 oz, 50 g

The iGU™-10 lamps from MSi are fixed wattage LED replacement bulbs with the light output of halogen sources. The lamps bring the innovation and experience from multiple engineering disciplines to deliver a solution that is optimal for commercial, retail and residential applications.



Catalog#	Power	CCT (K)	CRI	Beam Spread	FWHM	Lumens	CBCP
iGU1027232D	5 W	2700	83	30°	23°	270	1,210
iGU1027322D			83	45°	32°		715
<b>iGU1027442D</b>			<b>83</b>	<b>60°</b>	<b>44°</b>		<b>440</b>
iGU1027602D			83	80°	60°		270
iGU1030232D	5 W	3000	83	30°	23°	300	1,310
iGU1030322D			83	45°	32°		775
iGU1030442D			83	60°	44°		475
iGU1030602N			83	80°	60°		295
iGU1043232D	5 W	4300	75	30°	23°	330	1,410
iGU1043322D			75	45°	32°		830
iGU1043442D			75	60°	44°		510
iGU1043602D			75	80°	60°		315

# iGU-10™

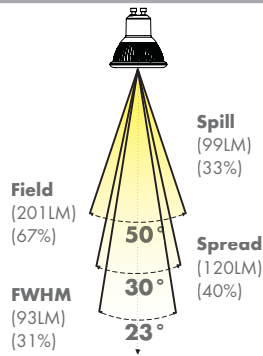
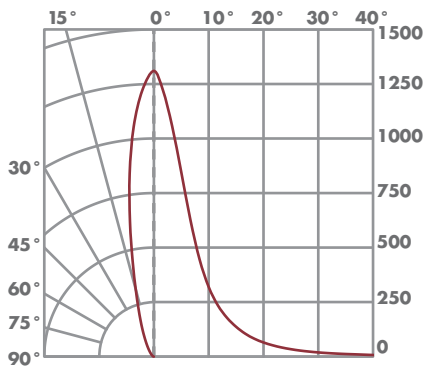
## CANDELA DISTRIBUTION

## BEAM DISTRIBUTION

## 0° AIMING FOOTCANDLES

23°

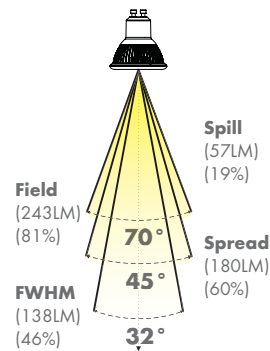
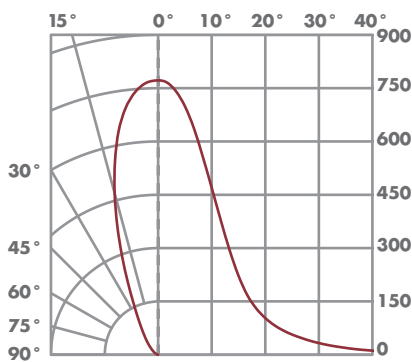
3000K



Distance To Floor	Beam Diameter (50% CBCP)	Footcandles On Floor
3'	1.2'	146
6'	2.4'	36
9'	3.7'	16
12'	4.8'	9

32°

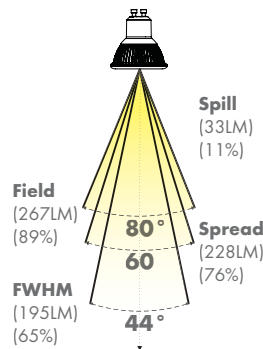
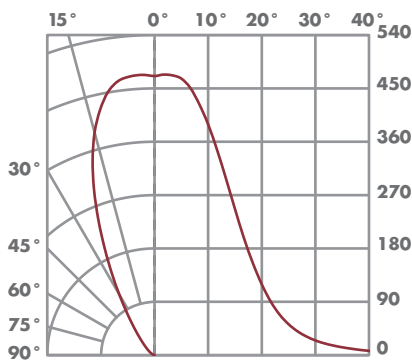
3000K



Distance To Floor	Beam Diameter (50% CBCP)	Footcandles On Floor
3'	1.7'	86
6'	3.4'	22
9'	5.2'	10
12'	6.9'	5

44°

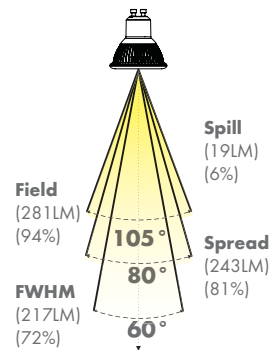
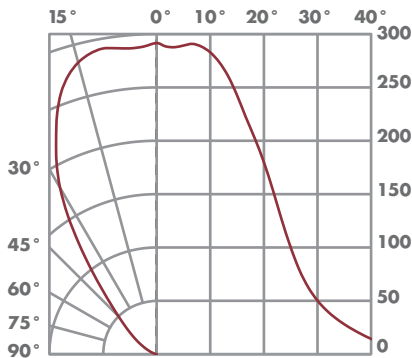
3000K



Distance To Floor	Beam Diameter (50% CBCP)	Footcandles On Floor
3'	2.4'	53
6'	4.8'	13
9'	7.3'	6
12'	9.7'	3

60°

3000K



Distance To Floor	Beam Diameter (50% CBCP)	Footcandles On Floor
3'	3.5'	33
6'	6.9'	8
9'	10.4'	4
12'	13.9'	2

**CAUTION:** Risk of electric shock. Do not open - no user serviceable parts inside. Use in dry locations only. Turn power off before inspection, installation, or removal. Not intended for use with emergency exit fixtures or emergency exit lights. Not for use where exposed to the weather. Not for use in completely enclosed fixtures. Use only on 220 Volts, 50/60 Hz circuits.

**WARRANTY:** This product is covered by a 5 year limited warranty under normal operating conditions based on 12 hours of usage per day. For details please visit [www.msissl.com/warranty.html](http://www.msissl.com/warranty.html).

A complete list of dimmers supported by the models listed on this product sheet can be found at [www.msissl.com](http://www.msissl.com).