

# iPAR™-30S

Fixed Wattage



iPAR™-30S

120~



2700K

3000K

4300K



## PRODUCT SUMMARY

- Fixed Wattage
- Non-Dimmable
- 3 Color Temperatures
- Multiple Beam Spreads, Custom Optics
- Proprietary CrimpFin™ Heatsink Design
- Halogen PAR form factor (ANSI compliant)
- No UV or IR radiation
- Voltage: 120VAC
- 0.9 Power Factor
- Socket Type: Medium Screw Base
- Environment: Dry
- Length: 3.6 in, 92 mm
- Diameter: 3.75 in, 95 mm
- Weight: 0.65 lbs, 300 g

The iPAR™-30S lamps from MSi are fixed wattage LED replacement bulbs with the light output of incandescent sources. The lamps bring the innovation and experience from multiple engineering disciplines to deliver a solution that is optimal for commercial, retail and residential applications.



Catalog#	Power	CCT (K)	CRI	Beam Spread	FWHM	Lumens	CBCP
iPAR30S27101N	12 W	2700	82	10°	8°	600	16,500
iPAR30S27161N			82	16°	13°		6,400
iPAR30S27221N			82	22°	15°		4,300
iPAR30S30101N	12 W	3000	82	10°	8°	650	17,500
iPAR30S30161N			82	16°	13°		6,700
iPAR30S30221N			82	22°	15°		4,500
<b>iPAR30S43101N</b>	<b>12 W</b>	<b>4300</b>	<b>75</b>	<b>10°</b>	<b>8°</b>	<b>700</b>	<b>18,400</b>
iPAR30S43161N			75	16°	13°		7,000
iPAR30S43221N			75	22°	15°		4,700

# iPAR-30S™

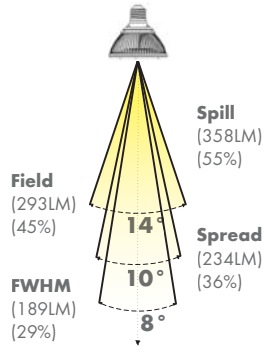
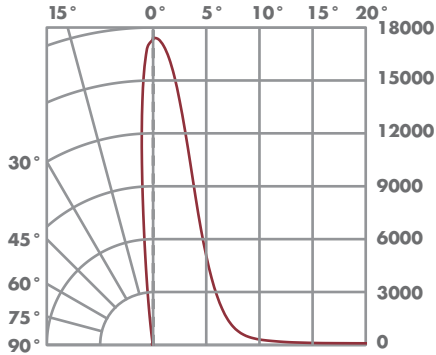
## CANDELA DISTRIBUTION

## BEAM DISTRIBUTION

## 0° AIMING FOOTCANDLES

10°

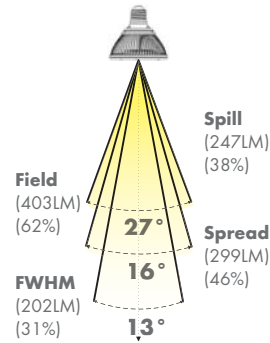
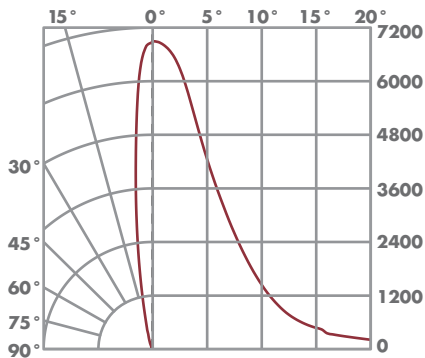
3000K



Distance To Floor	Beam Diameter (50% CBCP)	Footcandles On Floor
5'	0.7'	700
10'	1.4'	175
15'	2.1'	78
20'	2.8'	44

16°

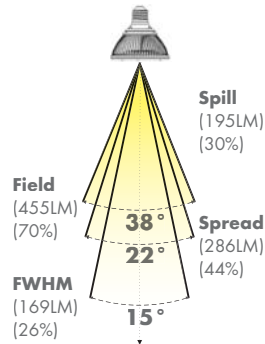
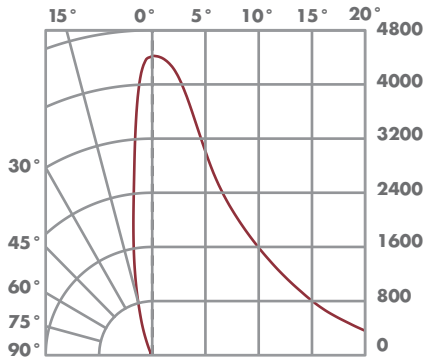
3000K



Distance To Floor	Beam Diameter (50% CBCP)	Footcandles On Floor
5'	1.1'	268
10'	2.3'	67
15'	3.4'	30
20'	4.6'	17

22°

3000K



Distance To Floor	Beam Diameter (50% CBCP)	Footcandles On Floor
5'	1.3'	180
10'	2.6'	45
15'	3.9'	20
20'	5.3'	11

**CAUTION:** Risk of electric shock. Do not open - no user serviceable parts inside. Use in dry locations only. Turn power off before inspection, installation, or removal. Not intended for use with emergency exit fixtures or emergency exit lights. Not for use where exposed to the weather. Not for use in completely enclosed fixtures. Use only on 120 Volts, 60 Hz circuits. Added weight of the device may cause instability of a free-standing portable luminaire.