

iPAR™-38

Fixed Wattage



iPAR™-38



The iPAR™-38 lamps from MSi are fixed wattage LED replacement bulbs with the light output of incandescent sources. The lamps bring the innovation and experience from multiple engineering disciplines to deliver a solution that is optimal for commercial, retail and residential applications.

PRODUCT SUMMARY

- Fixed Wattage
- Non-Dimmable
- 3 Color Temperatures
- Multiple Beam Spreads, Custom Optics
- Proprietary CrimpFin™ Heatsink Design
- Halogen PAR form factor (ANSI compliant)
- No UV or IR radiation
- Voltage: 120VAC
- 0.9 Power Factor
- Socket Type: Medium Screw Base
- Environment: Dry
- Length: 5.3 in, 135 mm
- Diameter: 4.8 in, 122 mm
- Weight: 0.9 lbs, 420 g

120~



2700K

3000K

4300K



Catalog#	Power	CCT (K)	CRI	Beam Spread	FWHM	Lumens	CBCP
iPAR3827101N	12 W	2700	82	10°	8°	600	16,500
iPAR3827161N			82	16°	13°		6,400
iPAR3827221N			82	22°	15°		4,300
iPAR3830101N	12 W	3000	82	10°	8°	650	17,500
iPAR3830161N			82	16°	13°		6,700
iPAR3830221N			82	22°	15°		4,500
iPAR3843101N	12 W	4300	75	10°	8°	700	18,400
iPAR3843161N			75	16°	13°		7,000
iPAR3843221N			75	22°	15°		4,700

iPAR™-38

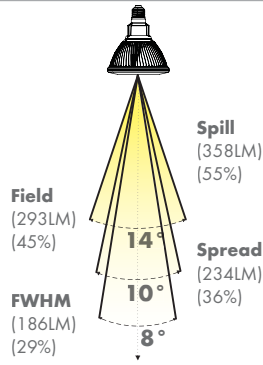
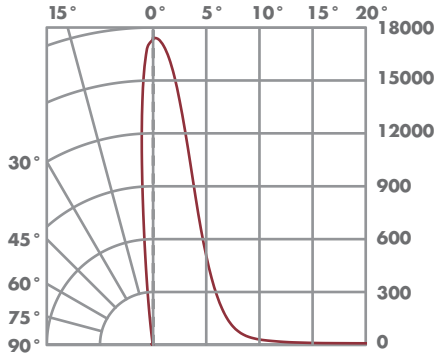
CANDELA DISTRIBUTION

BEAM DISTRIBUTION

0° AIMING FOOTCANDLES

10°

3000K



Distance To Floor



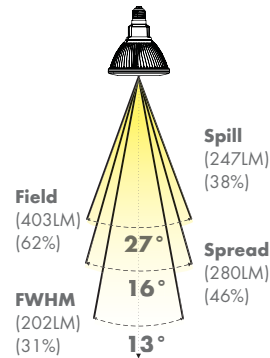
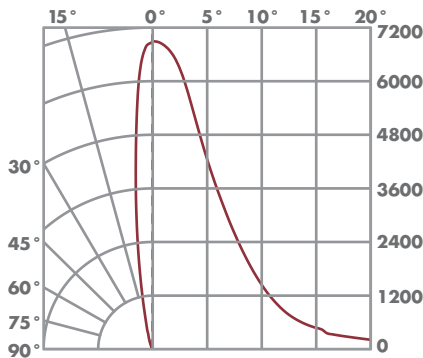
Beam Diameter
(50% CBCP)

Footcandles On Floor

Distance To Floor	Beam Diameter (50% CBCP)	Footcandles On Floor
5'	0.7'	700
10'	1.4'	175
15'	2.1'	78
20'	2.8'	44

16°

3000K



Distance To Floor



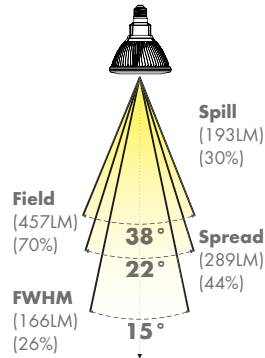
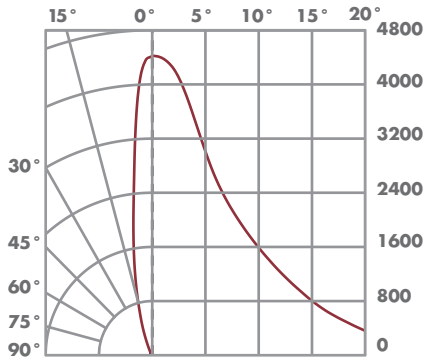
Beam Diameter
(50% CBCP)

Footcandles On Floor

Distance To Floor	Beam Diameter (50% CBCP)	Footcandles On Floor
5'	1.1'	268
10'	2.3'	67
15'	3.4'	30
20'	4.6'	17

22°

3000K



Distance To Floor



Beam Diameter
(50% CBCP)

Footcandles On Floor

Distance To Floor	Beam Diameter (50% CBCP)	Footcandles On Floor
5'	1.3'	180
10'	2.6'	45
15'	3.9'	20
20'	5.3'	11

CAUTION: Risk of electric shock. Do not open - no user serviceable parts inside. Use in dry locations only. Turn power off before inspection, installation, or removal. Not intended for use with emergency exit fixtures or emergency exit lights. Not for use where exposed to the weather. Not for use in completely enclosed fixtures. Use only on 120 Volts, 60 Hz circuits. Added weight of the device may cause instability of a free-standing portable luminaire.