

Catalog Number
Notes
Type

## FEATURES & SPECIFICATIONS

**INTENDED USE** — The 4" Wafer-Thin LED recessed downlight with remote driver box combines high quality light output and efficiency while eliminating the pot light housing for competitive affordability. This innovative wafer-slim Type IC design allows easy installation for new construction or remodel from below the ceiling without the requirement of a pot light housing. The LED module maintains at least 70% light output for 36,000 hours. These LED Wafer downlights are intended for closets, attics, hallways, bathrooms, kitchens, basements, soffits, entryways, porches, garages, stairwells, corridors, nursing/retirement homes, condos, elevators, apartments, and any other small areas.

**CONSTRUCTION** — IC rated driver and fixture - approved for direct contact with insulation. Aluminum die cast outer frame. Durable, powder coat paint to prevent rust. Round fixture with integral edge-lit LED's. Plenum rated cable connector to connect from module to remote driver box. Isolated driver integrated inside steel remote box with four 7/8" knockouts with slots for pryout. Suitable for pulling wires with the 12 cubic-inch wiring compartment to accommodate up to (8) 14 gauge insulated conductors, or (6) 12 gauge insulated conductors; making the Wafer LED Downlights much easier to wire in 2in/2out (plus ground) daisy-chain applications and contractor friendly.

**PATENT PENDING.**

**INSTALLATION** — Ideal for shallow ceiling plenum; no housing required. Steel spring clip for easy installation. 4" cut out template is provided to ensure a correct sized hole is cut into ceiling for proper installation of the trim. Size of hole should not exceed 4 1/4 inches for this product. Suitable for installation in t-grid and drop ceiling applications. 3" plenum space required for installation of the remote driver box.

**OPTICS** — Wafer-Thin downlight edge-lit LED technology uses light guided plate to distribute light. Polycarbonate lens provides even illumination throughout the space. Utilizes 2700K, 3000K, 3500K, 4000K, and 5000K color temperature LEDs.

**ELECTRICAL** — Connect directly to 120V power supply via provided UL recognized driver. High efficient driver with power factor > 0.9. Ambient operating temperature: -40°F (-40°C) to +104°F (+40°C). Dimming down to 10% (See page 2 for recommended dimmers). Standard input wattage is 9.6W, 70 lumens per watt. Replaces 50W incandescent.

**LISTINGS** — CSA certified to US and Canadian safety standards. ENERGY STAR® certified. Wet location. Air Tight certified in accordance with ASTM E283-2004. NOM Certified.

**WARRANTY** — 5-year limited warranty. Complete warranty terms located at: [www.acuitybrands.com/CustomResources/Terms\\_and\\_conditions.aspx](http://www.acuitybrands.com/CustomResources/Terms_and_conditions.aspx)

**Note:** Actual performance may differ as a result of end-user environment and application. All values are design or typical values, measured under laboratory conditions at 25 °C. Specifications subject to change without notice.

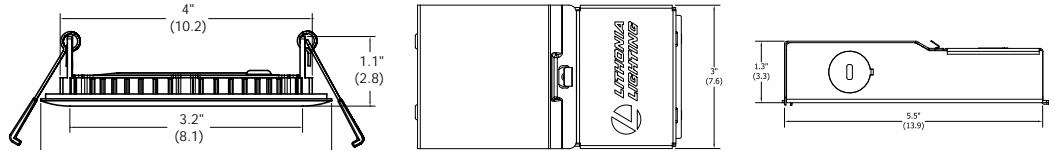
# Wafer LED Recessed Downlight WF4 4" LED Module

IC/Non-IC  
New Construction/Remodel



*Specifications*

Aperture:	3.2 (8.1)
Ceiling opening:	4.2 (10.7)
Overlap trim:	4.7 (12.0)
Height:	1.1 (2.8)



All dimensions are in inches (centimeters) unless otherwise indicated.


**ORDERING INFORMATION**

For shortest lead times, configure product using **standard options (shown in bold)**.

**Example: WF4 LED 30K MW**

WF4 Series	LED Lamp	CCT/CRI/W/Lumens <sup>1</sup>	Finish
<b>WF4</b> 4" wafer-thin LED downlight	<b>LED</b> <b>LED</b>	<b>27K<sup>2</sup></b> 2700K/80CRI/10.6W/660L <b>30K</b> <b>3000K/80CRI/9.6W/675L</b> <b>35K<sup>2</sup></b> 3500K/80CRI/10.2W/740L <b>40K</b> 4000K/80CRI/10W/765L <b>50K<sup>2</sup></b> 5000K/80CRI/10.4W/780L	<b>MW</b> <b>Matte white</b> <b>MB</b> Matte black <b>BN</b> Brushed nickel <b>ORB</b> Oil-rubbed bronze

Accessories: Order as separate catalog number.	
WF4 PAN R12	4" new construction pan, retail pack of 12
WFJB U	Remodel joist bar
WFEXC6 U	6' FT4 cable
WFEXC10 U	10' FT4 cable
WFEXC20 U	20' FT4 cable



**Notes**

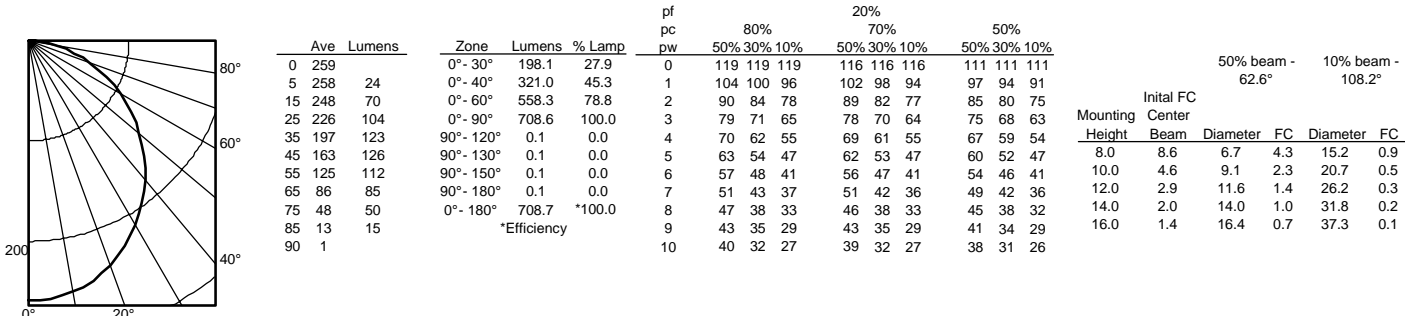
- 1 Total system delivered lumens.
- 2 Only stocked in Matte White finish, enter non-stock order for other color finishes.

# WF4 4" LED Wafer Module

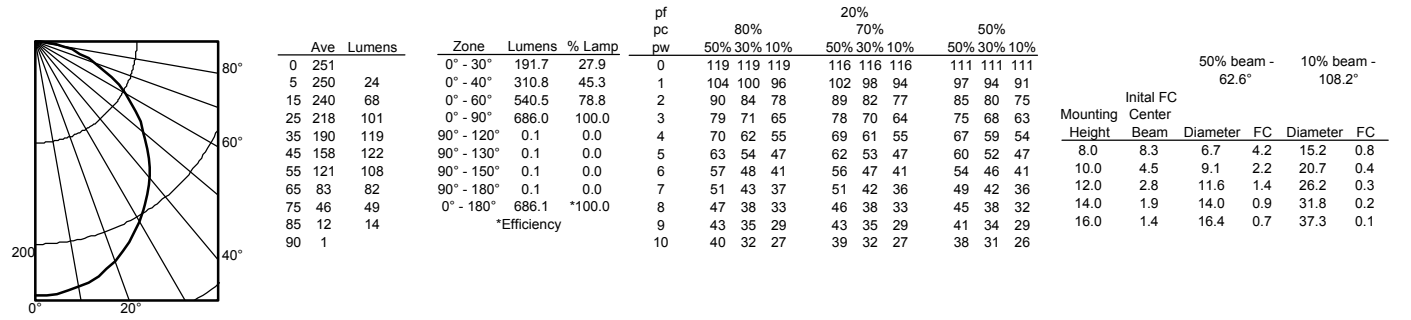
## PHOTOMETRICS

Distribution Curve	Distribution Data	Output Data	Coefficient of Utilization	Illuminance Data at 30" Above Floor for a Single Luminaire
--------------------	-------------------	-------------	----------------------------	--

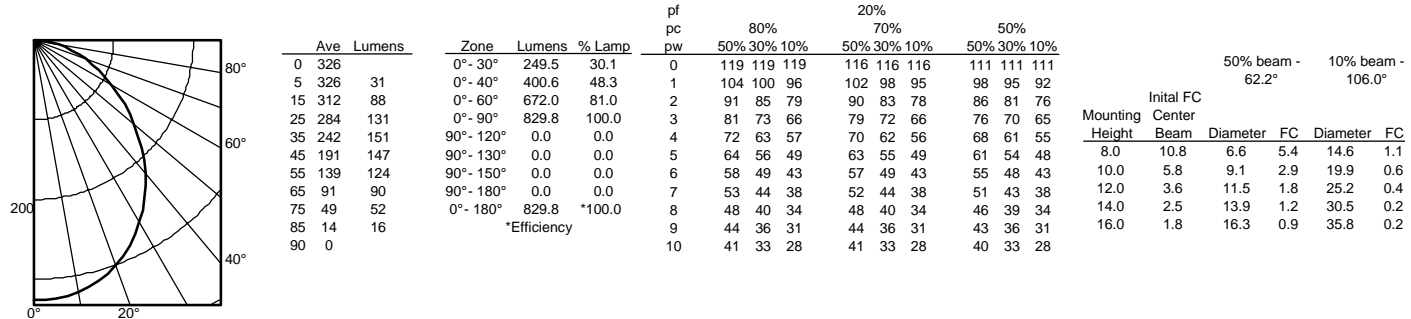
**WF4 LED 27K**, 2700 K LEDs, input watts: 10.5, delivered lumens: 708, LM/W=67.4, test no. ISF 30027P2



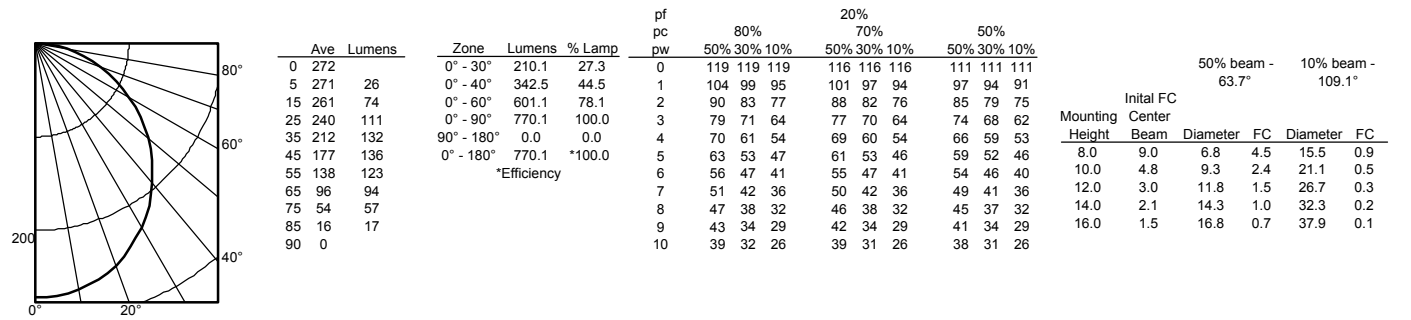
**WF4 LED 30K**, 3000 K LEDs, input watts: 9.6, delivered lumens: 675, LM/W=70.3, test no. ISF 30027



**WF4 LED 35K**, 3500 K LEDs, input watts: 10.1, delivered lumens: 829, LM/W=82, test no. ISF 35164



**WF4 LED 40K**, 4000 K LEDs, input watts: 10, delivered lumens: 765, LM/W=76.5, test no. ISF 30377

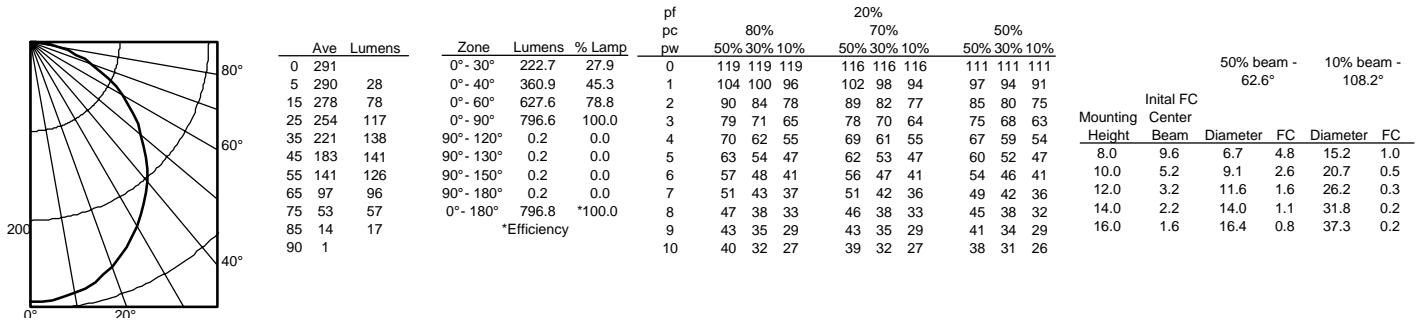


# WF4 4" LED Wafer Module

## PHOTOMETRICS

Distribution Curve	Distribution Data	Output Data	Coefficient of Utilization	Illuminance Data at 30" Above Floor for a Single Luminaire
--------------------	-------------------	-------------	----------------------------	--

WF4 LED 50K, 5000 K LEDs, input watts: 10.4, delivered lumens: 796, LM/W=77, test no. ISF 30027P3



## ENERGY DATA & DIMMER COMPATIBILITY

4" ENERGY DATA	2700K	3000K	3500K	4000K	5000K
Lumens	660	675	740	765	780
Color temperature	2700K	3000K	3500K	4000K	5000K
CRI	80	80	80	80	80
Lumens/Watt	62.2	70.3	72.5	76.5	75
Min. starting temperature	-40°C (-40°F)	-40°C (-40°F)	-40°C (-40°F)	-40°C (-40°F)	-40°C (-40°F)
EMI/RFI	FCC Title 47 CFR, Part 15, Class B	FCC Title 47 CFR, Part 15, Class B	FCC Title 47 CFR, Part 15, Class B	FCC Title 47 CFR, Part 15, Class B	FCC Title 47 CFR, Part 15, Class B
Sound rating	Class A standards	Class A standards	Class A standards	Class A standards	Class A standards
Input voltage	120V	120V	120V	120V	120V
Total Harmonic Distortion	15.3%	15.3%	15.3%	15.3%	15.3%
Min. power factor	0.99	0.97	0.98	0.98	0.98
Input frequency	50/60 Hz	50/60 Hz	50/60 Hz	50/60 Hz	50/60 Hz
Rated wattage	10.6W	9.6W	10.2W	10W	10.4W
Input power	10.6W	9.6W	10.2W	10W	10.4W
Input current	0.09A	0.08A	0.09A	0.08A	0.09A

COMPATIBLE DIMMERS			
Leviton	Lutron	Sensorswitch	Synergy/Leviton
6633-PA	DV-603P-LA	nSP5 PCD 2W	ISD 600 I 120/IP106
IPL06-LED/INC mode	CT-603PR-WH	nSP5 PCD ELV 120	ISD 400 ELV 120/IPE04
6615-P	DVELV-300P		
	NTELV-300P		
	NLV600		
	300P-SELV		
	DV-600P		
	Caseta PD-6WCL*		

\*Requires Lutron Smart Bridge L-BDG2-WH for wireless applications (sold separately)

# WF4 4" LED Wafer Module

## LIGHTING FACTS

**LED lighting facts**  
A Program of the U.S. DOE

**Light Output (Lumens)** 660  
**Watts** 10.6  
**Lumens per Watt (Efficacy)** 62.26

**Color Accuracy**  
Color Rendering Index (CRI) 80

**Light Color**  
Correlated Color Temperature (CCT) 2700 (Warm White)

2700K 3000K 4500K 6500K

Warm White Bright White Daylight

All results are according to IESNA LM-79-2008: Approved Method for the Electrical and Photometric Testing of Solid-State Lighting. The U.S. Department of Energy (DOE) verifies product test data and results.

Visit [www.lightingfacts.com](http://www.lightingfacts.com) for the Label Reference Guide.

Registration Number: NUSM-IL4XSN (6/20/2017)  
Model Number: WF4 LED 27K  
Type: Luminaire - Downlight

**LED lighting facts**  
A Program of the U.S. DOE

**Light Output (Lumens)** 675  
**Watts** 9.6  
**Lumens per Watt (Efficacy)** 70.31

**Color Accuracy**  
Color Rendering Index (CRI) 80

**Light Color**  
Correlated Color Temperature (CCT) 3000 (Bright White)

2700K 3000K 4500K 6500K

Warm White Bright White Daylight

All results are according to IESNA LM-79-2008: Approved Method for the Electrical and Photometric Testing of Solid-State Lighting. The U.S. Department of Energy (DOE) verifies product test data and results.

Visit [www.lightingfacts.com](http://www.lightingfacts.com) for the Label Reference Guide.

Registration Number: NUSM-TPO2CT (3/15/2016)  
Model Number: WF4 LED 30K  
Type: Luminaire - Downlight

**LED lighting facts**  
A Program of the U.S. DOE

**Light Output (Lumens)** 740  
**Watts** 10.2  
**Lumens per Watt (Efficacy)** 72.55

**Color Accuracy**  
Color Rendering Index (CRI) 80

**Light Color**  
Correlated Color Temperature (CCT) 3500 (Bright White)

2700K 3000K 4500K 6500K

Warm White Bright White Daylight

All results are according to IESNA LM-79-2008: Approved Method for the Electrical and Photometric Testing of Solid-State Lighting. The U.S. Department of Energy (DOE) verifies product test data and results.

Visit [www.lightingfacts.com](http://www.lightingfacts.com) for the Label Reference Guide.

Registration Number: NUSM-4L4U51 (6/28/2017)  
Model Number: WF4 LED 35K  
Type: Luminaire - Downlight

**LED lighting facts**  
A Program of the U.S. DOE

**Light Output (Lumens)** 765  
**Watts** 10  
**Lumens per Watt (Efficacy)** 76.5

**Color Accuracy**  
Color Rendering Index (CRI) 80

**Light Color**  
Correlated Color Temperature (CCT) 4000 (Bright White)

2700K 3000K 4500K 6500K

Warm White Bright White Daylight

All results are according to IESNA LM-79-2008: Approved Method for the Electrical and Photometric Testing of Solid-State Lighting. The U.S. Department of Energy (DOE) verifies product test data and results.

Visit [www.lightingfacts.com](http://www.lightingfacts.com) for the Label Reference Guide.

Registration Number: NUSM-UH7A40 (3/15/2016)  
Model Number: WF4 LED 40K  
Type: Luminaire - Downlight

**LED lighting facts**  
A Program of the U.S. DOE

**Light Output (Lumens)** 780  
**Watts** 10.4  
**Lumens per Watt (Efficacy)** 75

**Color Accuracy**  
Color Rendering Index (CRI) 80

**Light Color**  
Correlated Color Temperature (CCT) 5000 (Daylight)

2700K 3000K 4500K 6500K

Warm White Bright White Daylight

All results are according to IESNA LM-79-2008: Approved Method for the Electrical and Photometric Testing of Solid-State Lighting. The U.S. Department of Energy (DOE) verifies product test data and results.

Visit [www.lightingfacts.com](http://www.lightingfacts.com) for the Label Reference Guide.

Registration Number: NUSM-33AXUN (6/20/2017)  
Model Number: WF4 LED 50K  
Type: Luminaire - Downlight