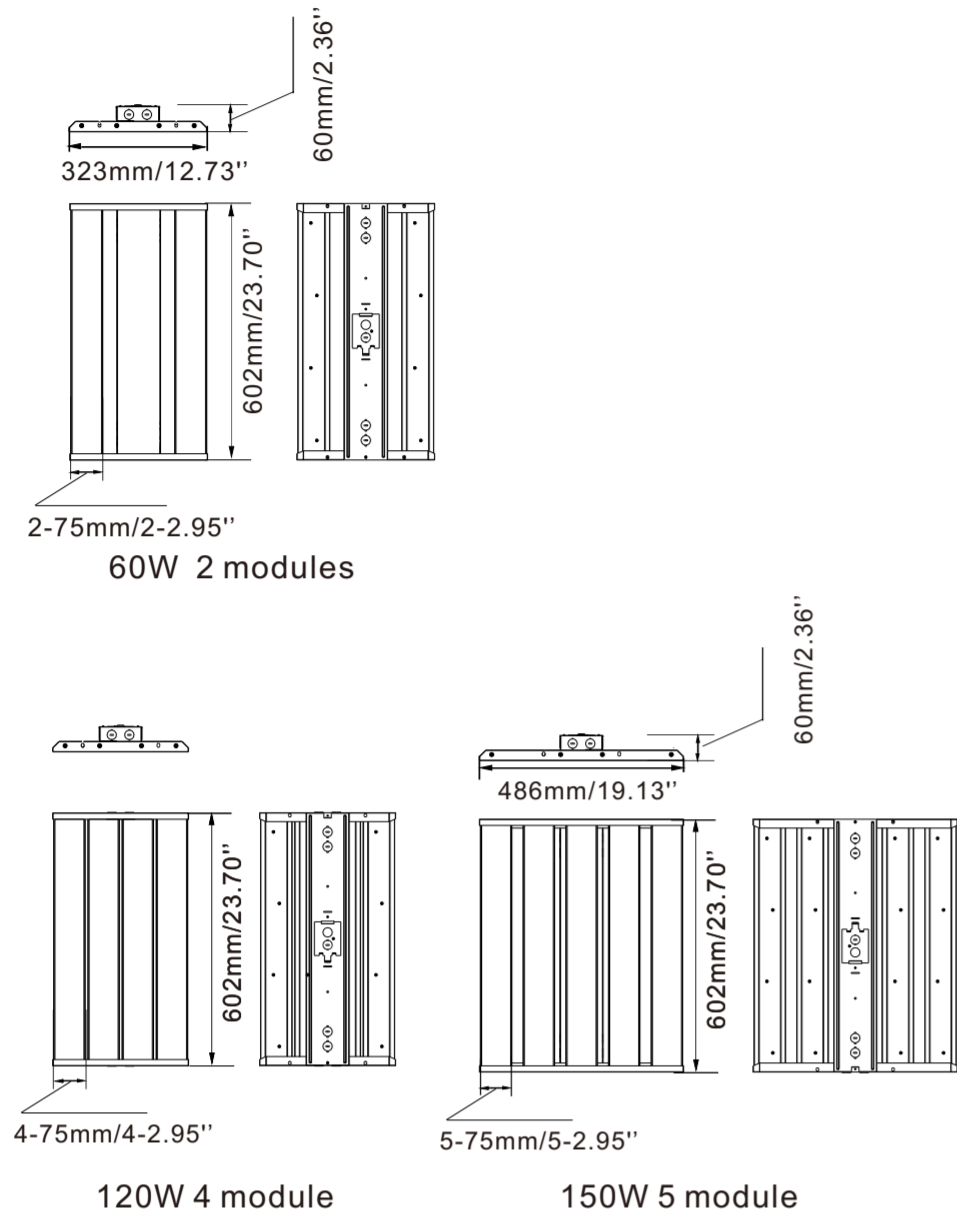


◆ Application:

Supermarket, warehouse, distribution/logistic center, chain store, gymnasium, factory.

◆ Dimension(Unit:mm)



◆ Installation requirements:

1. Turn power off before installation.
2. After ensuring the mounting hardware and mounting surface can support the fixture weight, suspend the fixture as detailed in the suspension chain installation "Installation:" section below.
3. Suspend power to the fixture and make electrical connections in accordance with local and national electrical codes.

! Notice:

1. Since this fixture does not include corrosion resistant features, ensure the environment where you intend to install the fixture does not contain corrosive elements.
2. Please confirm the input voltage and frequency conforms to the product specifications.
3. Professional installation is required, since dangerous 100-277V connections will be made.
4. Do not install this fixture if it was received with damage to the internal electrical conductors or the fixture body.
5. Do not allow water into the fixture body, within the milky white lens, nor onto the LED panel during installation.
6. Do not squeeze or apply pressure to the milky white covers.
7. The upper cover of the power box is a non-stress-bearing component. Therefore, support the fixture by the module frames or the power box; do not attempt to support the fixture by the power box upper cover.

LED

Linear High Bay

PLT



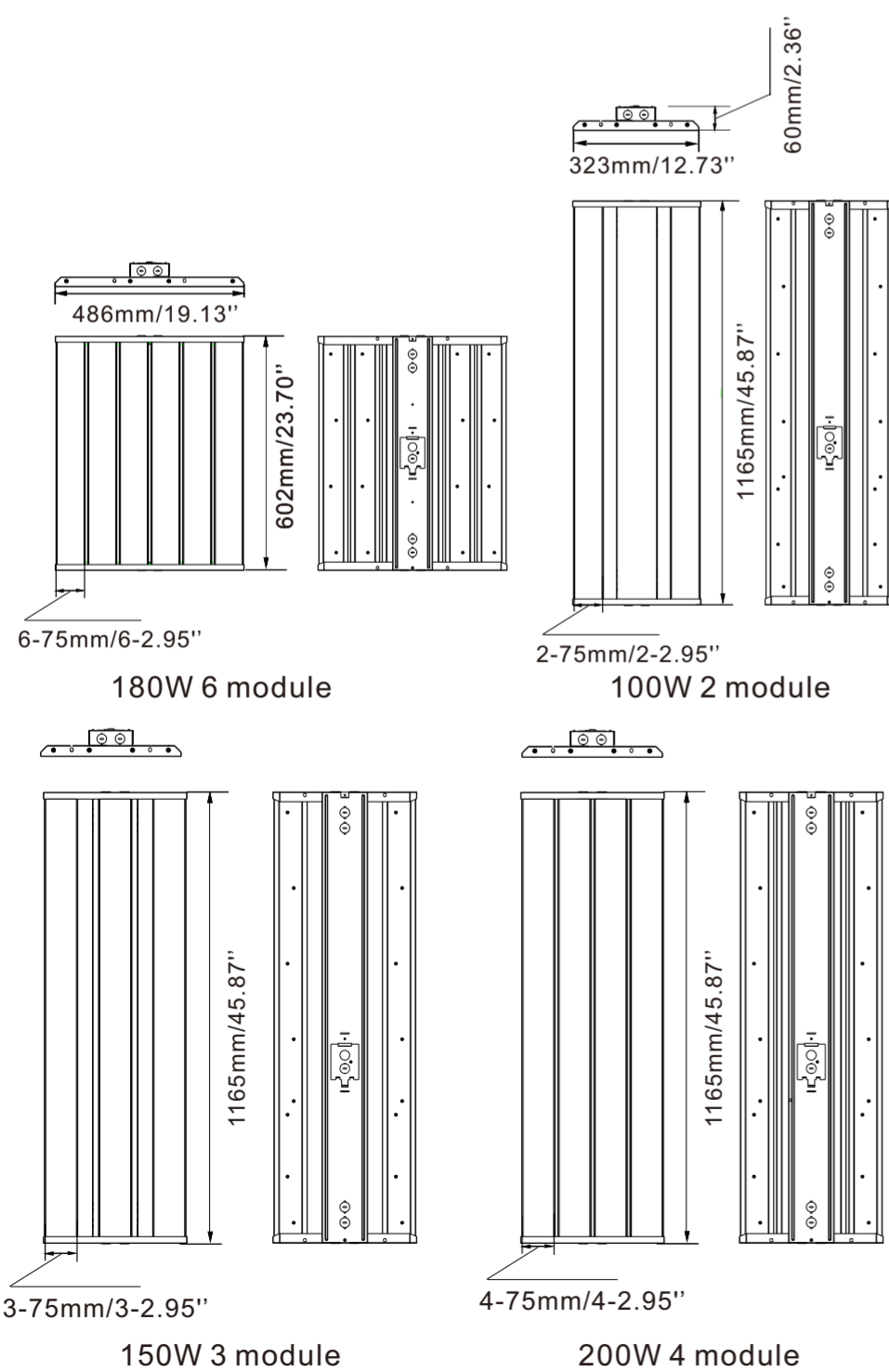
◆ Description:

The modular design of this linear high bay fixture provides many power and light options in two sizes. Specifically, fixtures measuring 2' in length are available with two modules (consuming 60 watts total), four modules (consuming 120 watts total), five modules (consuming 150 watts total), and six modules (consuming 180 watts total). The 4' long fixtures are available with two modules (consuming 100 watts total), three modules (consuming 150 watts total), four modules (consuming 200 watts total), five modules (consuming 250 watts total), and six modules (consuming 300 watts total). These modular designs increase cooling efficiencies by 30% while the separation of light and power components greatly reduces LED and driver temperatures prolonging fixture lifetime to 60,000 hours. Featuring 0-10 volt dimming functionality and 130 lumens per watt, these fixtures can save 70% of the energy consumed by incumbent technologies. Options available for special order include microwave sensing, emergency, and 347-480V input operation.

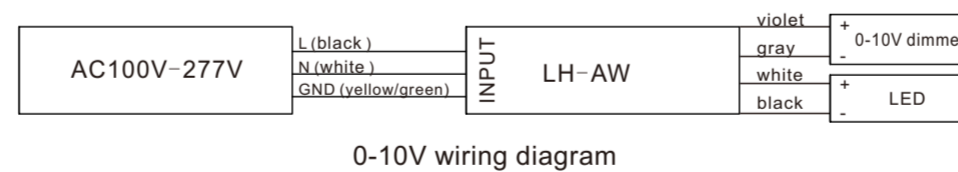
◆ Features :

1. Many lighting requirements can be achieved with the flexibility provided by numerous module options.
2. Low glare (with < 25 Unified Glare Rating).
3. Suspension mounting with provided V-hooks and customer provided chain or cables.
4. Milky white covers for glare reduction.
5. 5 years warranty.
6. Suitable for ambient operating temperatures in the range of -4 to 113 degrees Fahrenheit.

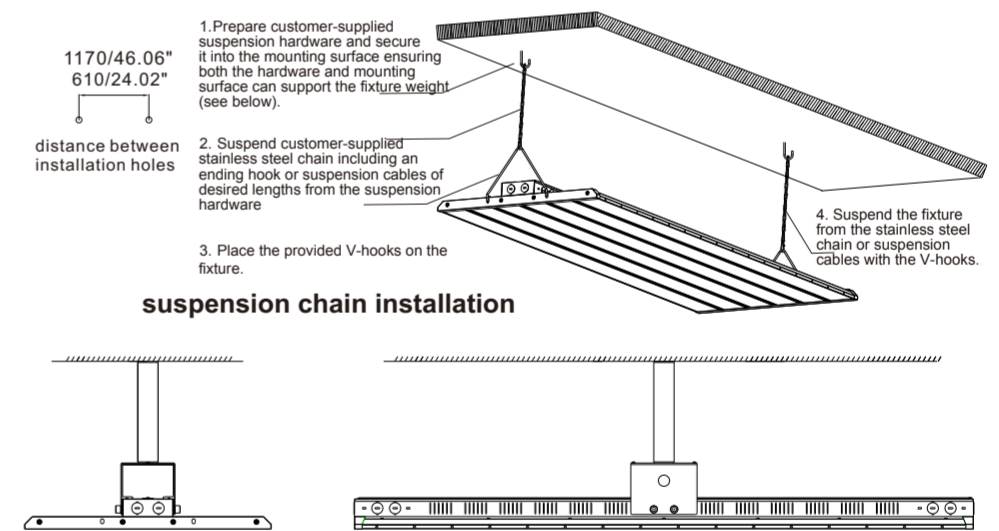

To ensure proper usage of the lamps, please carefully read and keep this instruction manual for future reference .



◆ Connection diagram:



◆ Installation :



Packing information:

Power	Product dimension	Packing dimension	Net weight	Gross weight	Optional suspension chain bracket
60W	602X323X60mm (2 modules)	675*395*135mm (1PCS/carton)	2.60Kg	3.60Kg	0.60Kg
120W	602X323X60mm (4modules)	675*395*135mm (1PCS/carton)	4.10Kg	5.10Kg	
150W	602X486X60mm (5modules)	675*560*135mm (1PCS/carton)	5.10Kg	6.50Kg	
180W	602X486X60mm (6modules)	675*560*135mm (1PCS/carton)	5.60Kg	6.80Kg	
100W	1219X323X60mm (2modules)	1295*395*135mm (1PCS/carton)	5.10Kg	6.60Kg	
150W	1219X323X60mm (3modules)	1295*395*135mm (1PCS/carton)	6.10Kg	7.60Kg	
200W	1219X323X60mm (4modules)	1295*395*135mm (1PCS/carton)	7.10Kg	8.60Kg	
250W	1219X486X60mm (5modules)	1295*560*135mm (1PCS/carton)	8.10Kg	10.70Kg	
300W	1219X486X60mm (6modules)	1295*560*135mm (1PCS/carton)	9.10Kg	11.70Kg	