

FEATURES & SPECIFICATIONS

INTENDED USE — LED Wireless Speaker Downlight provides an easy and efficient way to light up a room, and enjoy music for the entire family. Wirelessly stream audio from Bluetooth™ enabled devices. Pair up to 8 units together for an enhanced sound experience. Retrofit into most standard 6" recessed housings or new construction and remodel applications.

CONSTRUCTION — Aluminum die cast trim with polycarbonate housing. Round fixture with integral LED's.

PATENT PENDING

OPTICS — Diffused lens surrounding speaker provides even light distribution for general illumination. The LED module maintains at least 70% light output for 35,000 hours.

Wide flood beam angle at >45°.

ELECTRICAL — High-efficiency driver mounted on the module. 1 x 1 4Ω, 5W loudspeaker. Primary power disconnect provided for simple connection to a dedicated LED connector in the housing or E26 adapter provided. Accommodates 120 volts DC at 60Hz.

Dimming down to 10% with most standard incandescent, magnetic low voltage and electronic low voltage dimmers. For compatible dimmers, see page 4 for recommended triac dimmers.

Rechargeable lithium ion battery that lasts up to 6 hours when the light is off. The battery charges when light is turned on and takes approximately 4 hours to fully charge.

INSTALLATION — Suitable for installation in standard rough-in sections.

E26 socket adapter ships standard.

Twin torsion springs ensure easy installation for 6" recessed housings. Tested to fit in a minimum enclosure of 6" diameter by 6" height, with a maximum flange diameter of 7.5" For examples of compatible housings No third party application required to operate speaker downlight.

LISTINGS — ETL certified to US and Canadian safety standards. Wet location listed. WSEC ASTM E283 for Air-Tight (with IC housings).

WARRANTY — 3-year limited warranty for LED's and Driver. 1-year limited warranty for Speaker. Complete warranty terms located at:

www.acuitybrands.com/CustomerResources/Terms_and_conditions.aspx

Note: Actual performance may differ as a result of end-user environment and application.

All values are design or typical values, measured under laboratory conditions at 25 °C.

Specifications subject to change without notice.

Catalog Number
Notes
Type

LED Recessed Downlighting

6SL

6" LED Module with Integrated Wireless Speaker IC/Non-IC Retrofit



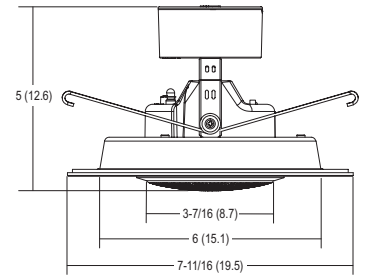
E26 adaptor (included)



Specifications

Aperture:	6 (15.1)
Speaker:	3-7/16 (8.7)
Ceiling opening:	Determined by rough-in
Overlap trim:	7-11/16 (19.5)
Height:	5 (12.6)

All dimensions are inches (centimeters) unless otherwise indicated.




ORDERING INFORMATION

For shortest lead times, configure product using **standard options (shown in bold)**.

Example: 6SL RD 07LM 30K 90CRI MW

6SL	Reflector	Nominal Lumens	CCT/W/Lumens ¹	CRI	Finish
6SL 6" Wireless Speaker Downlight	RD Round	07LM 700 Lumens	27K 2700 K / 11W / 650L 30K 3000 K / 12W / 720L 40K 4000 K / 13W / 730L	90CRI 90CRI	MW Matte white

Accessories: Order as separate catalog number.	
TSA	Makes non-bracket housing compatibility with the LED module, ships as a J6 or J25.



Torsion Spring Adaptor

6SL 6" LED Wireless Speaker Downlight

QUICK START INSTALLATION GUIDE

1



Pair first speaker light (MASTER) to your Bluetooth® enabled device prior to installation.

2



Sync additional (SATELLITE) units (up to 7) to MASTER unit prior to installation.

3



Disconnect power at the circuit breaker, then install to recessed housing.

4



Reconnect power at circuit breaker, use light as usual, and enjoy music from any streaming service you like.



SPEAKER PAIRING CONFIGURATION

Master Speaker

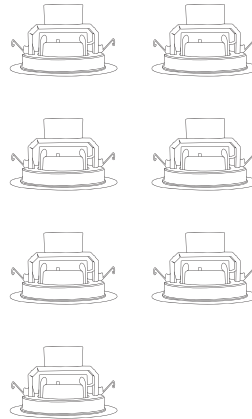


Max. 30' (9m)



Recommended distance from **Bluetooth**® device to master speaker – up to 30 feet

Satellite Speaker



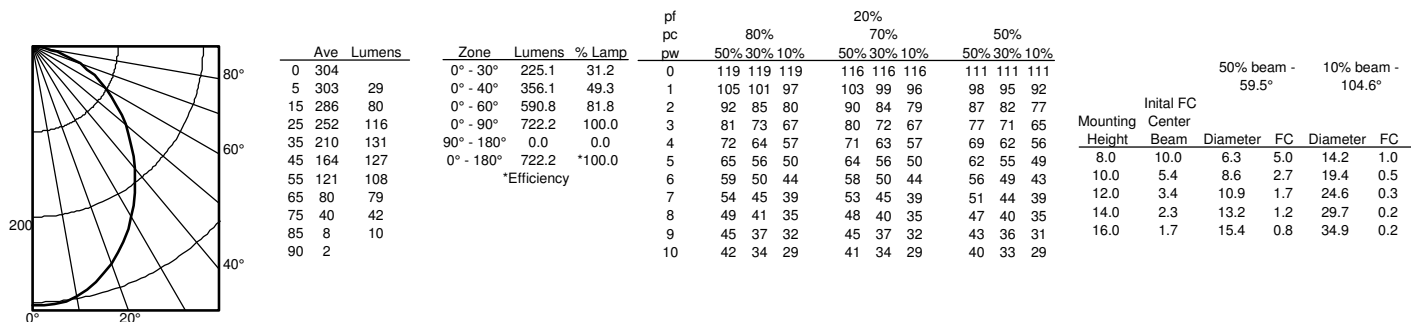
Max. Range
60' (18m)

6SL 6" LED Wireless Speaker Downlight

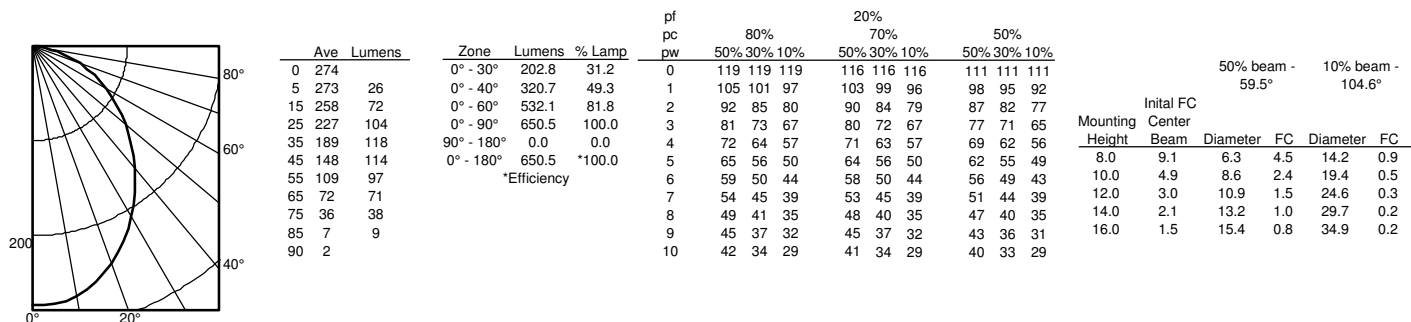
PHOTOMETRICS

Distribution Curve Distribution Data Output Data Coefficient of Utilization Illuminance Data at 30" Above Floor for a Single Luminaire

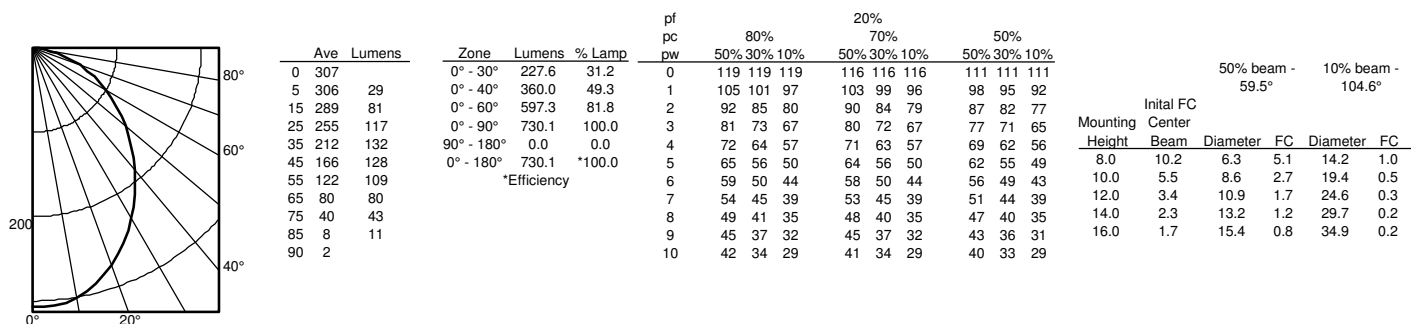
6SL RD 07LM, 30K, 90CRI, input watts: 15, delivered lumens: 722, LM/W=48, test no. ISF 34470, tested in accordance with IES LM 79-80



6SL RD 07LM, 27K, 90CRI, input watts: 15, delivered lumens: 650, LM/W=43, test no. ISF 34470P1, tested in accordance with IES LM 79-80



6SL RD 07LM, 40K, 90CRI, input watts: 15, delivered lumens: 730, LM/W=48, test no. ISF 34470P2, tested in accordance with IES LM 79-80



6SL 6" LED Wireless Speaker Downlight

ADDITIONAL DATA, DIMMING, AND LIGHTING FACTS

LED lighting facts
A Program of the U.S. DOE

Light Output (Lumens) 720
Watts 12
Lumens per Watt (Efficacy) 60

Color Accuracy 90
Color Rendering Index (CRI)

Light Color 3000 (Bright White)
Correlated Color Temperature (CCT)

2700K 3000K 4500K 6500K

All results are according to IESNA LM-79-2008: Approved Method for the Electrical and Photometric Testing of Solid-State Lighting. The U.S. Department of Energy (DOE) verifies product test data and results.

Visit www.lightingfacts.com for the Label Reference Guide.

Registration Number: NJSM-K508ME (5/9/2017)
Model Number: 6SL RD 07LM 30K 90CRI MW
Type: Luminaire - Downlight

LED lighting facts
A Program of the U.S. DOE

Light Output (Lumens) 650
Watts 11
Lumens per Watt (Efficacy) 59.09

Color Accuracy 90
Color Rendering Index (CRI)

Light Color 2700 (Warm White)
Correlated Color Temperature (CCT)

2700K 3000K 4500K 6500K

All results are according to IESNA LM-79-2008: Approved Method for the Electrical and Photometric Testing of Solid-State Lighting. The U.S. Department of Energy (DOE) verifies product test data and results.

Visit www.lightingfacts.com for the Label Reference Guide.

Registration Number: NJSM-BP12P8 (6/14/2017)
Model Number: 6SL RD 07LM 27K 90CRI MW [Upgrade : 6/14/2017]
Type: Luminaire - Downlight

LED lighting facts
A Program of the U.S. DOE

Light Output (Lumens) 730
Watts 13
Lumens per Watt (Efficacy) 56.15

Color Accuracy 90
Color Rendering Index (CRI)

Light Color 4000 (Bright White)
Correlated Color Temperature (CCT)

2700K 3000K 4500K 6500K

All results are according to IESNA LM-79-2008: Approved Method for the Electrical and Photometric Testing of Solid-State Lighting. The U.S. Department of Energy (DOE) verifies product test data and results.

Visit www.lightingfacts.com for the Label Reference Guide.

Registration Number: NJSM-RXC6D4 (6/14/2017)
Model Number: 6SL RD 07LM 40K 90CRI MW [Upgrade : 6/14/2017]
Type: Luminaire - Downlight

COMPATIBLE DIMMERS

Manufacturer	Model Number	Type	Trim?	Style	Wattage
Lutron	DVCL-153P-WH	Triac	Yes	Decora	150
Lutron	AYCL-153P-WH	Triac	Yes	Toggle	150
Lutron	CTCL-153P-WH	Triac	Yes	Slider	150
Lutron	DVELV-300P	ELV	No	Decora	300
Lutron	300P SELV	ELV	No	Slider	300
Leviton	6633-PA	Triac	No	Slider	600
Pass & Seymour	HCL453PTCCCV6	Triac	Yes	Decora	450
Synergy/Leviton	ISD 600 I 120 / IPI06	Triac	No	Slider	600
Lutron	NTELV-300P	ELV	No	Slider	300
Leviton	6615-P	ELV	No	Slider	300
Synergy/Leviton	ISD 400 ELV 120 / IPE04	ELV	No	Slider	400
Sensorswitch	nSP5 PCD 2W	nLight	Yes	80/120	20/120
Sensorswitch	nSP5 PCD ELV 120	nLight	Yes	80/120	20/120