































Lamp Selection Card
February 2018

LUNERA®

T8 LED Lamps -- Type A (Ballast Driven)								
Lunera LED	DLC Status	Socket	UL Type	Wattage	Max Lumens	Color Temp	Features	Notes
T8 LED P² 4Ft Linear 	DLC 4.2		Type A (Ballast Driven)	11.5W	1,800	3000K / 3500K / 4000K / 5000K	Persistent Power and Thermal Fuse Protection	Industry's First Type A TLED to Guarantee Lamp Power
				10.5W	1,600			
T8 LED IS 4Ft Linear 	DLC 4.2		Type A (Ballast Driven)	11W	1,800		Instant Start and Thermal Fuse Protection	Sold in 750pc Contractor Pallet Packaging Only
				15W	2,200			
T8 LED 4Ft Linear 	DLC 4.2		Type A (Ballast Driven)	11W	1,800		Thermal Fuse Protection	
				15W	2,200			
T8 LED 3Ft Linear 	No DLC Category		Type A (Ballast Driven)	11W	1,400		Thermal Fuse Protection	
T8 LED 2Ft Linear 	DLC 4.2		Type A (Ballast Driven)	8W	1,200		Thermal Fuse Protection	
T8 LED 22in 6" U-Bend 	DLC 4.2	Type A (Ballast Driven)	12W	1,800	Thermal Fuse Protection			
			15W	2,200				
T8 LED 22in 1-5/8" U-Bend 	No DLC Category	Type A (Ballast Driven)	12W	1,700	Thermal Fuse Protection			
			17W	2,100				

T8 LED Lamps -- Type B (Ballast Bypassed)								
Lunera LED	DLC Status	Socket	UL Type	Wattage	Max Lumens	Color Temp	Features	Notes
T8 (T12) LED 8Ft Linear 	No DLC Category		Type B (Double-Ended)	43W	5,500	3000K / 3500K / 4000K / 5000K		P.E.T. Shatter Guard (standard on 8Ft)
				34W	4,400			
				25W	3,500			
T8 (T12) LED UTT 8Ft Linear 	No DLC Category	Double Recessed Contact R17D 	Type B (Double-Ended)	43W	5,500		Universal Tombstone Technology	P.E.T. Shatter Guard (standard on 8Ft)
T8 LED UTT 4Ft Linear 	DLC 4.2		Type B (Double-Ended)	12W	1,800		Universal Tombstone Technology	Industry's Highest Efficacy TLED
				17W	2,200			
T8 LED UTT 3Ft Linear 	DLC 4.2		Type B (Double-Ended)	12W	1,400	Universal Tombstone Technology		
T8 LED UTT 2Ft Linear 	DLC 4.2		Type B (Double-Ended)	9W	1,200	Universal Tombstone Technology		

T8 LED Lamps -- Type B (Ballast Bypassed)								(continued)
Lunera LED	DLC Status	Socket	UL Type	Wattage	Max Lumens	Color Temp	Features	Notes
T8 LED 4Ft Linear 	DLC 4.2	Bi-pin G13 	Type B (Single-Ended)	12W	1,800	3000K / 3500K / 4000K / 5000K		
T8 LED 3Ft Linear 	DLC 4.2		Type B (Single-Ended)	12W	1,400			
T8 LED 2Ft Linear 	DLC 4.2		Type B (Single-Ended)	9W	1,150			
T8 LED 22in 6" U-Bend 	DLC 4.2		Type B (Ballast Bypassed)	15W	1,800			
				18W	2,200			
T8 LED 22in 1-5/8" U-Bend 	No DLC Category	Type B (Ballast Bypassed)	15W	1,700				
			18W	2,100				

T8 LED Lamps -- Type C (External LED Driver)								
Lunera LED	DLC Status	Socket	UL Type	Wattage	Max Lumens	Color Temp	Features	Notes
T8 LED 4Ft 1-Lamp Kit 	No DLC Category	Bi-Pin G13 	Type C (External Driver)	12W	1,800	3000K / 3500K / 4000K / 5000K	Dimmable	Lamp: HN-T8-EX-48-12W-Szz-G1 Driver: HNPS-T8-U-2x15W-1300-G1
				15W	2,200			Lamp: HN-T8-EX-48-15W-Szz-G1 Driver: HNPS-T8-U-2x18W-1360-G1
T8 LED 4Ft 2-Lamp Kit 	DLC 4.2		Type C (External Driver)	24W	3,600		Dimmable	Lamp: HN-T8-EX-48-12W-Szz-G1 Driver: HNPS-T8-U-2x15W-1300-G1
				30W	4,400			Lamp: HN-T8-EX-48-15W-Szz-G1 Driver: HNPS-T8-U-2x18W-1360-G1
T8 LED 4Ft 3-Lamp Kit 	DLC 4.2		Type C (External Driver)	36W	5,400		Dimmable	Lamp: HN-T8-EX-48-12W-Szz-G1 Driver: HNPS-T8-U-4x15W-1360-G1
				45W	6,600			Lamp: HN-T8-EX-48-15W-Szz-G1 Driver: HNPS-T8-U-4x18W-1360-G1
T8 LED 4Ft 4-Lamp Kit 	DLC 4.2		Type C (External Driver)	48W	7,200		Dimmable	Lamp: HN-T8-EX-48-12W-Szz-G1 Driver: HNPS-T8-U-4x18W-1360-G1
				60W	8,800			Lamp: HN-T8-EX-48-15W-Szz-G1 Driver: HNPS-T8-U-4x15W-1300-G1
T8 LED 2Ft 2-Lamp Kit 	DLC 4.2		Type C (External Driver)	16W	2,400		Dimmable	Lamp: HN-T8-EX-24-8W-Szz-G1 Driver: HNPS-T8-U-2x15W-1300-G1
T8 LED 2Ft 3-Lamp Kit 			Type C (External Driver)	24W	3,600		Dimmable	Lamp: HN-T8-EX-24-8W-Szz-G1 Driver: HNPS-T8-U-4x15W-1300-G1
T8 LED 2Ft 4-Lamp Kit 		Type C (External Driver)	24W	4,800	Dimmable	Lamp: HN-T8-EX-24-8W-Szz-G1 Driver: HNPS-T8-U-4x15W-1300-G1		



T5 LED Lamps -- Type A (Ballast Driven)







Lunera LED	DLC Status	Socket	UL Type	Wattage	Max Lumens	Color Temp	Features	Notes
T5HO (T5) LED 4Ft Linear 	DLC 4.2	Mini Bi-pin G5 	Type A (T5HO Ballast Driven)	25W	3,500	3000K / 3500K / 4000K / 5000K	Thermal Fuse Protection	Thermal Fuse is a switch that resets after the event ends
			Type A (T5 Ballast Driven)	11W	1,300			
T5HO LED 2Ft Linear 	No DLC Category		Type A (Ballast Driven)	11W	1,400			Thermal Fuse Protection







T5 LED Lamps -- Type B (Ballast Bypassed)


Lunera LED	DLC Status	Socket	UL Type	Wattage	Max Lumens	Color Temp	Features	Notes
T5HO (T5) LED  4Ft Linear 	DLC 4.2	Mini Bi-pin G5 	Type B (Double-Ended)	25W	3,500	3000K / 3500K / 4000K / 5000K	Universal Tombstone Technology	



T5 LED Lamps -- Type C (External LED Driver)














Lunera LED	DLC Status	Socket	UL Type	Wattage	Max Lumens	Color Temp	Features	Notes
T5HO (T5) LED 4Ft 2-Lamp Kit 	DLC 4.2	Mini Bi-pin G5 	Type C (External Driver)	50W	7,000	3000K / 3500K / 4000K / 5000K	Dimmable	








CFL LED -- Type A (Ballast Driven)								
Lunera LED	DLC Status	Socket	UL Type	Wattage	Max Lumens	Color Temp	Features	Notes
CFL LED 4-pin G24q 	DLC 4.2	4-pin G24Q 	Type A (Ballast Driven)	11W	1,250	2700K / 3000K / 3500K / 4000K	Horizontal or Vertical	
CFL LED 2-pin G24d 	LDL Listed (No DLC Category)	2-pin G24D 	Type A (Ballast Driven)	13W	1,000	2700K / 3000K / 3500K / 4000K	Horizontal or Vertical	
PLL LED 4-pin G11 	LDL Listed (No DLC Category)	4-pin G11 	Type A (Ballast Driven)	22W	2,600	2700K / 3000K / 3500K / 4000K	Also available as Type B	

CFL LED -- Type B (Ballast Bypassed)								
Lunera LED	DLC Status	Socket	UL Type	Wattage	Max Lumens	Color Temp	Features	Notes
CFL LED* 4-pin G24q 	No DLC Category	4-Pin G24q 	Type B (Ballast Bypassed)	10W	1,200	2700K / 3000K / 3500K / 4000K	Replaces Single Vertical CFL or Single or Dual Horizontal CFL	Adaptors are included with the lamp
20W				2,300				
30W				3,500				
Horizontal Socket Adaptor 4-pin G24q 				This 4-pin socket adaptor converts a horizontal socket into a vertical socket, and enables the vertical lamp to be centered in the fixture opening				
Vertical Socket Extender 4-pin G24q 				This 4-pin socket adaptor extends the length of the vertical lamp apx. 2.25" bringing the lamp lens closer to the fixture opening in fixtures with deep lamp cavities.				
PLL LED 4-pin G11 	LDL Listed (No DLC Category)	4-Pin G11 	Type B (Ballast Bypassed)	23W	2,600	2700K / 3000K / 3500K / 4000K	Also available as Type A	

CFL LED -- Type A/B (Ballast Driven and Ballast Bypassed)								
Lunera LED	DLC Status	Socket	UL Type	Wattage	Max Lumens	Color Temp	Features	Notes
CFL LED 2-pin GX23 	LDL Listed (No DLC Category)	2-Pin GX23 	Type A (Ballast Driven)	5W	580	2700K / 3000K / 3500K / 4000K	Universal Power	
			Type B (Ballast Bypassed)					

FLOODLIGHT LED -- Type B (Ballast Bypassed)								
Lunera LED	DLC Status	Socket	UL Type	Wattage	Max Lumens	Color Temp	Features	Notes
90-160o Floodlight Vertical LED E26 	No DLC Category	E26 Medium Screw 	Type B (Ballast Bypassed)	10W	1,200	2700K / 3000K / 3500K / 4000K	90° - 120° Flood or 120°-160° Wide Flood	This lamp can replace: Metal Halide up to 70W Metal Halide PAR 20/30 up to 39W Halogen PAR 30/39 up to 90W Halogen BR 30/40 up to 60W Self-Ballasted CFL up to 105W
20W				2,300				
30W				3,500				

HID LED Lamps -- Type A (Ballast Driven)													
Lunera LED	DLC Status	Socket	UL Type	Wattage	Max Lumens	Color Temp	Features	Notes					
HID Vertical E39 Mogul  Up to 400W	No DLC Category	E39 Medium Screw 	Type A (HID CWA Ballast Driven)	207W	21,300	4000K / 5000K		Metal Halide and High Pressure Sodium					
				164W	17,900								
				95W	9,900								
MH Vertical E39 Mogul  Up to 400W	No DLC Category		E39 Medium Screw 	Type A (Metal Halide CWA Ballast Driven)	145W		16,300	4000K / 5000K	No Fan (Thermal IQ cooling)	Metal Halide Only			
					91W		10,500						
					82W		9,100						
HID 360° E39 Mogul  Up to 250W	No DLC Category			E39 Medium Screw 	Type A (HID CWA Ballast Driven)		90W		8,600	4000K / 5000K	360° Lens (Post Top)	Metal Halide and High Pressure Sodium	
							53W		5,700				
MH Horizontal E39 Mogul  Up to 400W	No DLC Category				E39 Medium Screw 		Type A (Metal Halide CWA Ballast Driven)		145W		14,800	4000K / 5000K	180° Lens (Shoe Box)
		92W				9,200							
		82W				7,900							
HID Vertical E26 Medium  Up to 250W	No DLC Category	E26 Medium Screw 				Type A (HID CWA Ballast Driven)	95W		9,900		4000K / 5000K		
			MH Vertical E26 Medium  Up to 175W				No DLC Category	Type A (Metal Halide CWA Ballast Driven)	50W				
40W	5,100												
34W	4,500												
HID 360° E26 Medium  Up to 250W	No DLC Category		E26 Medium Screw 	Type A (HID CWA Ballast Driven)		90W	8,600	4000K / 5000K	360° Lens (Post Top)	Metal Halide and High Pressure Sodium			
						53W	5,700						

HID LED Lamps -- Type B (Ballast Bypassed)																
Lunera LED	DLC Status	Socket	UL Type	Wattage	Max Lumens	Color Temp	Features	Options								
HID Vertical E39 Mogul  Up to 400W	DLC 4.2	E39/EX39 Mogul Screw 	Type B (Ballast Bypassed)	207W	21,300	4000K / 5000K		Metal Halide and High Pressure Sodium								
				164W	17,900											
				95W	9,900											
HID 360° E39 Mogul  Up to 250W	DLC 4.2		E39/EX39 Mogul Screw 	Type B (Ballast Bypassed)	90W		8,600		4000K / 5000K	360° Lens (Post Top)	Metal Halide and High Pressure Sodium					
					53W		5,700									
HID Vertical E26 Medium  Up to 250W	LDL Listed (No DLC Category)			E26 Medium Screw 	Type B (Ballast Bypassed)		95W			9,900		4000K / 5000K		Metal Halide and High Pressure Sodium		
							HID 360° E26 Medium  Up to 250W			No DLC Category					Type B (Ballast Bypassed)	90W
53W	5,700															

--