

6" ECO Downlights



ProLED® ECO Downlights are a long life and energy efficient replacement for traditional lamps. The 6" platform is easy to install and delivers a maintenance-free environment for its 50,000 hour useful rated life. With its superior LED technology and performance, the ProLED ECO Downlights deliver consistent color and uniform illumination in a budget-friendly design. Applications include: home, office, lobby, hospitality, retail, and conference rooms. ProLED ECO Downlights are backed by a 5-year warranty.

Performance Specifications

CRI _____	90	Min. Start Temp. _____	-20°C (-4°F)
Rated Life _____	50,000 hours	Max. Operating Temp. _____	40°C (113°F)
Watt _____	10W/12W/15W	Power Factor _____	>98%
Lumens _____	650lm/800lm/1,100lm	Warranty _____	5-Year
Lumens per Watt (LPW) _____	65/66/73	Control _____	Dimmable (10%)
Input Line Voltage _____	120V	Weight _____	0.6 lb
Input Line Frequency _____	60 Hz		

Energy Savings

Traditional Incandescent	Replacement LED	Energy Savings
65W	10W	85%

Construction

- Lightweight aluminum housing
- 50,000 hour life results in lower maintenance costs over time
- Frosted lens for smooth, even and comfortable light distribution
- Luminaire is UL approved for wet locations
- RoHS Compliant

Installation

- Torsion springs mount securely in 5" and 6" recessed housings
- Pre-wired E26 socket assembly included, GU24 adapter available
- Connects directly to dedicated LED-ready recessed housings

Electrical

- 120V Input
- 60 Hz Frequency
- Dimmable (10%)
- Power Factor >98%

Ordering Information

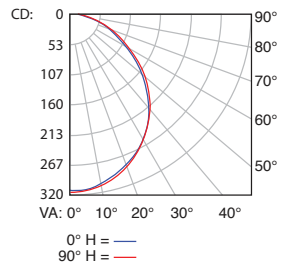


Watt	Product #	Product Code	Volts	Color Temp.	CRI	Lumen Output	Useful Life*	Dimmable	Fixture Size	Equivalent Wattage
10	99637	DL6FR10/927/ECO/LED2	120	2700K	90	650	50,000	Yes	6"	65
10	99638	DL6FR10/930/ECO/LED2	120	3000K	90	650	50,000	Yes	6"	65
10	99639	DL6FR10/940/ECO/LED2	120	4000K	90	650	50,000	Yes	6"	65
10	99640	DL6FR10/950/ECO/LED2	120	5000K	90	650	50,000	Yes	6"	65
12	99641	DL6FR12/927/ECO/LED2	120	2700K	90	800	50,000	Yes	6"	75
12	99642	DL6FR12/930/ECO/LED2	120	3000K	90	800	50,000	Yes	6"	75
12	99643	DL6FR12/940/ECO/LED2	120	4000K	09	800	50,000	Yes	6"	75
12	99644	DL6FR12/950/ECO/LED2	120	5000K	90	800	50,000	Yes	6"	75
15	99645	DL6FR15/927/ECO/LED2	120	2700K	90	1,100	50,000	Yes	6"	100
15	99646	DL6FR15/930/ECO/LED2	120	3000K	90	1,100	50,000	Yes	6"	100
15	99647	DL6FR15/940/ECO/LED2	120	4000K	90	1,100	50,000	Yes	6"	100
15	99648	DL6FR15/950/ECO/LED2	120	5000K	90	1,100	50,000	Yes	6"	100
	91003	ADP/DL/GU24/LED	GU24 Socket Adapter							

* Useful Life is defined as the duration of time which the lamp will maintain at least 70% of its initial lumens.

Photometrics

99637, DL6FR10/927/ECO/LED2



ZONAL LUMEN SUMMARY

ZONE	LUMENS	% LAMP	% LUMINAIRE
0-30	239.6	30.6%	30.6%
0-40	388.3	49.6%	49.6%
0-60	662.9	84.7%	84.7%
60-90	119.4	15.3%	15.3%
70-100	36.8	4.7%	4.7%
90-120	0.003	0%	0%
0-90	782.3	100%	100%
90-180	0.0	0%	0%
0-180	782.3	100%	100%

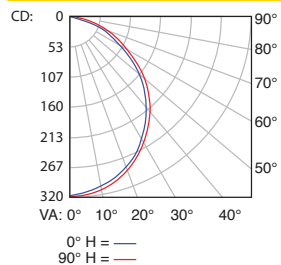
Total Luminaire Efficiency = 100.00%

LUMENS PER ZONE

ZONE	LUMENS	% TOTAL ZONE	ZONE	LUMENS	% TOTAL
0-10	29.5	3.8%	90-100	0.003	0%
10-20	84.1	10.8%	100-110	0.000	0%
20-30	125.9	16.1%	110-120	0.000	0%
30-40	148.7	19.0%	120-130	0.000	0%
40-50	149.5	19.1%	130-140	0.000	0%
50-60	125.1	16.0%	140-150	0.004	0%
60-70	82.6	10.6%	150-160	0.004	0%
70-80	32.7	4.2%	160-170	0.002	0%
80-90	4.1	0.5%	170-180	0.000	0%

Total Luminaire Efficiency = 100.00%

99638, DL6FR10/930/ECO/LED2



ZONAL LUMEN SUMMARY

ZONE	LUMENS	% LAMP	% LUMINAIRE
0-30	242.3	30.6%	30.6%
0-40	392.8	49.6%	49.6%
0-60	670.9	84.6%	84.7%
60-90	121.6	15.3%	15.3%
70-100	37.8	4.8%	4.8%
90-120	0.005	0%	0%
0-90	792.5	100%	100%
90-180	0.0	0%	0%
0-180	792.5	100%	100%

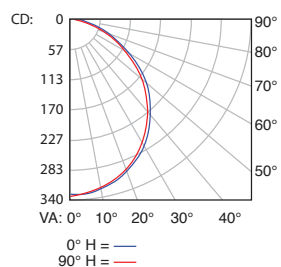
Total Luminaire Efficiency = 100.00%

LUMENS PER ZONE

ZONE	LUMENS	% TOTAL ZONE	ZONE	LUMENS	% TOTAL
0-10	29.9	3.8%	90-100	0.005	0%
10-20	85.1	10.7%	100-110	0.000	0%
20-30	127.4	16.1%	110-120	0.000	0%
30-40	150.5	19.0%	120-130	0.000	0%
40-50	151.4	19.1%	130-140	0.001	0%
50-60	126.7	16.0%	140-150	0.003	0%
60-70	83.8	10.6%	150-160	0.003	0%
70-80	33.5	4.2%	160-170	0.001	0%
80-90	4.3	0.5%	170-180	0.000	0%

Total Luminaire Efficiency = 100.00%

99639, DL6FR10/940/ECO/LED2



ZONAL LUMEN SUMMARY

ZONE	LUMENS	% LAMP	% LUMINAIRE
0-30	253.4	30.5%	30.5%
0-40	411.0	49.4%	49.4%
0-60	702.9	84.5%	84.5%
60-90	128.5	15.5%	15.5%
70-100	40.3	4.8%	4.8%
90-120	0.0	0%	0%
0-90	831.5	100%	100%
90-180	0.0	0%	0%
0-180	831.5	100%	100%

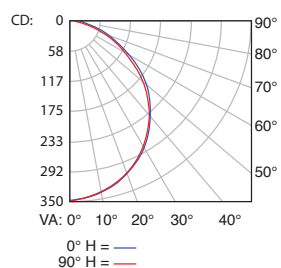
Total Luminaire Efficiency = 100.00%

LUMENS PER ZONE

ZONE	LUMENS	% TOTAL ZONE	ZONE	LUMENS	% TOTAL
0-10	31.2	3.8%	90-100	0.0	0%
10-20	88.9	10.7%	100-110	0.000	0%
20-30	133.3	16.0%	110-120	0.000	0%
30-40	157.6	19.0%	120-130	0.000	0%
40-50	158.8	19.1%	130-140	0.002	0%
50-60	133.1	16.0%	140-150	0.006	0%
60-70	88.3	10.6%	150-160	0.005	0%
70-80	35.6	4.3%	160-170	0.002	0%
80-90	4.6	0.6%	170-180	0.000	0%

Total Luminaire Efficiency = 100.00%

99640, DL6FR10/950/ECO/LED2



ZONAL LUMEN SUMMARY

ZONE	LUMENS	% LAMP	% LUMINAIRE
0-30	265.5	30.4%	30.4%
0-40	430.8	49.4%	49.4%
0-60	737.5	84.5%	84.5%
60-90	134.9	15.5%	15.5%
70-100	42.0	4.8%	4.8%
90-120	0.007	0%	0%
0-90	872.3	100%	100%
90-180	0.0	0%	0%
0-180	872.3	100%	100%

Total Luminaire Efficiency = 100.00%

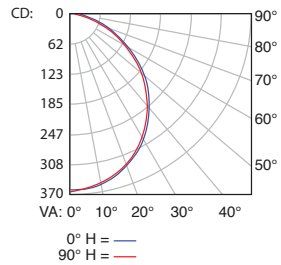
LUMENS PER ZONE

ZONE	LUMENS	% TOTAL ZONE	ZONE	LUMENS	% TOTAL
0-10	32.7	3.7%	90-100	0.007	0%
10-20	93.1	10.7%	100-110	0.000	0%
20-30	139.6	16.0%	110-120	0.000	0%
30-40	165.3	18.9%	120-130	0.000	0%
40-50	166.7	19.1%	130-140	0.002	0%
50-60	140.0	16.0%	140-150	0.006	0%
60-70	92.9	10.6%	150-160	0.005	0%
70-80	37.2	4.3%	160-170	0.002	0%
80-90	4.7	0.5%	170-180	0.000	0%

Total Luminaire Efficiency = 100.00%

Photometrics

99641, DL6FR12/927/ECO/LED2



ZONAL LUMEN SUMMARY

ZONE	LUMENS	% LAMP	% LUMINAIRE
0-30	276.2	30.5%	30.5%
0-40	448.0	49.4%	49.4%
0-60	766.4	84.5%	84.5%
60-90	140.5	15.5%	15.5%
70-100	44.0	4.8%	4.8%
90-120	0.0	0%	0%
0-90	906.9	100%	100%
90-180	0.0	0%	0%
0-180	906.9	100%	100%

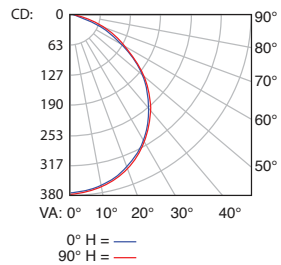
Total Luminaire Efficiency = 100.00%

LUMENS PER ZONE

ZONE	LUMENS	% TOTAL	ZONE	LUMENS	% TOTAL
0-10	34.0	3.8%	90-100	0.0	0%
10-20	97.0	10.7%	100-110	0.000	0%
20-30	145.3	16.0%	110-120	0.000	0%
30-40	171.8	18.9%	120-130	0.000	0%
40-50	173.0	19.1%	130-140	0.004	0%
50-60	145.3	16.0%	140-150	0.006	0%
60-70	96.6	10.6%	150-160	0.005	0%
70-80	39.0	4.3%	160-170	0.002	0%
80-90	5.0	0.6%	170-180	0.000	0%

Total Luminaire Efficiency = 100.00%

99642, DL6FR12/930/ECO/LED2



ZONAL LUMEN SUMMARY

ZONE	LUMENS	% LAMP	% LUMINAIRE
0-30	286.4	30.6%	30.6%
0-40	464.2	49.6%	49.6%
0-60	792.4	84.7%	84.7%
60-90	142.6	15.2%	15.2%
70-100	44.0	4.7%	4.7%
90-120	0.000	0%	0%
0-90	935.0	100%	100%
90-180	0.0	0%	0%
0-180	935.0	100%	100%

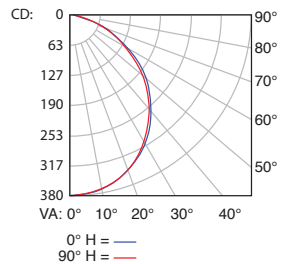
Total Luminaire Efficiency = 100.00%

LUMENS PER ZONE

ZONE	LUMENS	% TOTAL	ZONE	LUMENS	% TOTAL
0-10	35.3	3.8%	90-100	0.000	0%
10-20	100.6	10.8%	100-110	0.000	0%
20-30	150.5	16.1%	110-120	0.000	0%
30-40	177.8	19.0%	120-130	0.000	0%
40-50	178.7	19.1%	130-140	0.005	0%
50-60	149.5	16.0%	140-150	0.006	0%
60-70	98.6	10.5%	150-160	0.005	0%
70-80	39.1	4.2%	160-170	0.002	0%
80-90	4.9	0.5%	170-180	0.000	0%

Total Luminaire Efficiency = 100.00%

99643, DL6FR12/940/ECO/LED2



ZONAL LUMEN SUMMARY

ZONE	LUMENS	% LAMP	% LUMINAIRE
0-30	290.6	30.5%	30.5%
0-40	471.7	49.5%	49.5%
0-60	807.3	84.7%	84.8%
60-90	145.2	15.2%	15.2%
70-100	44.2	4.6%	4.6%
90-120	0.008	0%	0%
0-90	952.5	100%	100%
90-180	0.0	0%	0%
0-180	952.5	100%	100%

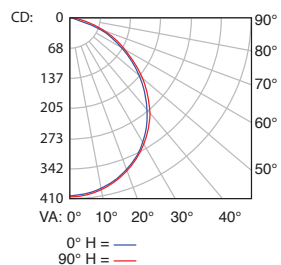
Total Luminaire Efficiency = 100.00%

LUMENS PER ZONE

ZONE	LUMENS	% TOTAL	ZONE	LUMENS	% TOTAL
0-10	35.8	3.8%	90-100	0.008	0%
10-20	102.0	10.7%	100-110	0.000	0%
20-30	152.9	16.1%	110-120	0.000	0%
30-40	181.0	19.0%	120-130	0.002	0%
40-50	182.5	19.2%	130-140	0.007	0%
50-60	153.2	16.1%	140-150	0.006	0%
60-70	101.0	10.6%	150-160	0.005	0%
70-80	39.4	4.1%	160-170	0.003	0%
80-90	4.8	0.5%	170-180	0.000	0%

Total Luminaire Efficiency = 100.00%

99644, DL6FR12/950/ECO/LED2



ZONAL LUMEN SUMMARY

ZONE	LUMENS	% LAMP	% LUMINAIRE
0-30	309.6	30.4%	30.4%
0-40	502.5	49.4%	49.4%
0-60	859.7	84.5%	84.5%
60-90	157.9	15.5%	15.5%
70-100	49.7	4.9%	4.9%
90-120	0.0	0%	0%
0-90	1,017.6	100%	100%
90-180	0.0	0%	0%
0-180	1,017.6	100%	100%

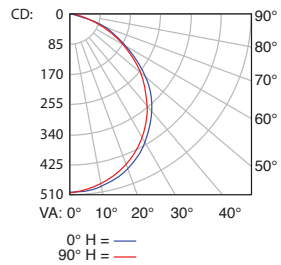
Total Luminaire Efficiency = 100.00%

LUMENS PER ZONE

ZONE	LUMENS	% TOTAL	ZONE	LUMENS	% TOTAL
0-10	38.1	3.7%	90-100	0.0	0%
10-20	108.6	10.7%	100-110	0.000	0%
20-30	162.9	16.0%	110-120	0.000	0%
30-40	192.9	19.0%	120-130	0.003	0%
40-50	194.2	19.1%	130-140	0.007	0%
50-60	163.0	16.0%	140-150	0.006	0%
60-70	108.2	10.6%	150-160	0.005	0%
70-80	43.9	4.3%	160-170	0.003	0%
80-90	5.7	0.6%	170-180	0.000	0%

Photometrics

99645, DL6FR15/927/ECO/LED2



ZONAL LUMEN SUMMARY

ZONE	LUMENS	% LAMP	% LUMINAIRE
0-30	385.8	30.3%	30.3%
0-40	626.1	49.1%	49.1%
0-60	1,072.5	84.2%	84.2%
60-90	201.8	15.8%	15.8%
70-100	64.7	5.1%	5.1%
90-120	0.005	0%	0%
0-90	1,274.3	100%	100%
90-180	0.0	0%	0%
0-180	1,274.3	100%	100%

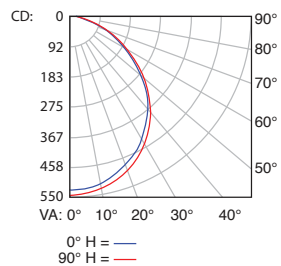
Total Luminaire Efficiency = 100.00%

LUMENS PER ZONE

ZONE	LUMENS	% TOTAL ZONE	LUMENS	% TOTAL	
0-10	47.5	3.7%	90-100	0.005	0%
10-20	135.4	10.6%	100-110	0.000	0%
20-30	203.0	15.9%	110-120	0.001	0%
30-40	240.3	18.9%	120-130	0.007	0%
40-50	242.2	19.0%	130-140	0.008	0%
50-60	204.2	16.0%	140-150	0.007	0%
60-70	137.1	10.8%	150-160	0.006	0%
70-80	57.6	4.5%	160-170	0.004	0%
80-90	7.1	0.6%	170-180	0.001	0%

Total Luminaire Efficiency = 100.00%

99646, DL6FR15/930/ECO/LED2



ZONAL LUMEN SUMMARY

ZONE	LUMENS	% LAMP	% LUMINAIRE
0-30	405.9	30.5%	30.5%
0-40	658.6	49.4%	49.4%
0-60	1,126.6	84.5%	84.5%
60-90	205.8	15.4%	15.4%
70-100	63.9	4.8%	4.8%
90-120	0.004	0%	0%
0-90	1,332.4	100%	100%
90-180	0.0	0%	0%
0-180	1,332.5	100%	100%

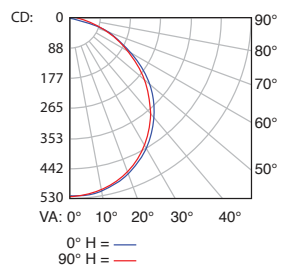
Total Luminaire Efficiency = 100.00%

LUMENS PER ZONE

ZONE	LUMENS	% TOTAL ZONE	LUMENS	% TOTAL	
0-10	50.0	3.8%	90-100	0.001	0%
10-20	142.4	10.7%	100-110	0.000	0%
20-30	213.5	16.0%	110-120	0.002	0%
30-40	252.6	19.0%	120-130	0.008	0%
40-50	254.5	19.1%	130-140	0.008	0%
50-60	213.5	16.0%	140-150	0.0	0%
60-70	141.9	10.6%	150-160	0.009	0%
70-80	57.1	4.3%	160-170	0.005	0%
80-90	6.9	0.5%	170-180	0.001	0%

Total Luminaire Efficiency = 100.00%

99647, DL6FR15/940/ECO/LED2



ZONAL LUMEN SUMMARY

ZONE	LUMENS	% LAMP	% LUMINAIRE
0-30	399.9	30.2%	30.2%
0-40	649.6	49.1%	49.1%
0-60	1,114.2	84.2%	84.2%
60-90	209.2	15.8%	15.8%
70-100	66.6	5%	5%
90-120	0.0	0%	0%
0-90	1,323.4	100%	100%
90-180	0.1	0%	0%
0-180	1,323.5	100%	100%

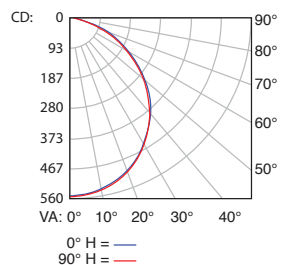
Total Luminaire Efficiency = 100.00%

LUMENS PER ZONE

ZONE	LUMENS	% TOTAL ZONE	LUMENS	% TOTAL	
0-10	49.2	3.7%	90-100	0.0	0%
10-20	140.2	10.6%	100-110	0.000	0%
20-30	210.5	15.9%	110-120	0.004	0%
30-40	249.6	18.9%	120-130	0.009	0%
40-50	252.1	19.1%	130-140	0.0	0%
50-60	212.5	16.1%	140-150	0.0	0%
60-70	142.6	10.8%	150-160	0.0	0%
70-80	59.0	4.5%	160-170	0.005	0%
80-90	7.5	0.6%	170-180	0.001	0%

Total Luminaire Efficiency = 100.00%

99648, DL6FR15/950/ECO/LED2



ZONAL LUMEN SUMMARY

ZONE	LUMENS	% LAMP	% LUMINAIRE
0-30	426.2	30.3%	30.3%
0-40	692.0	49.2%	49.2%
0-60	1,186.2	84.3%	84.3%
60-90	220.7	15.7%	15.7%
70-100	69.3	4.9%	4.9%
90-120	0.007	0%	0%
0-90	1,406.9	100%	100%
90-180	0.1	0%	0%
0-180	1,407.0	100%	100%

Total Luminaire Efficiency = 100.00%

LUMENS PER ZONE

ZONE	LUMENS	% TOTAL ZONE	LUMENS	% TOTAL	
0-10	52.4	3.7%	90-100	0.003	0%
10-20	149.5	10.6%	100-110	0.000	0%
20-30	224.3	15.9%	110-120	0.004	0%
30-40	265.8	18.9%	120-130	0.009	0%
40-50	268.3	19.1%	130-140	0.0	0%
50-60	225.9	16.1%	140-150	0.0	0%
60-70	151.3	10.8%	150-160	0.008	0%
70-80	62.0	4.4%	160-170	0.005	0%
80-90	7.3	0.5%	170-180	0.001	0%

Total Luminaire Efficiency = 100.00%