


# PAR30SN 11W DIM. TITANIUM CRI<sup>SP</sup> LED SERIES 4.0



CRI<sup>SP</sup>



11W REPLACES



75W  
Hal.

80% Energy Savings

\$241 Savings per lamp\*

- Full-face optic and sleek design
- Exceptional color rendering CRI 90
- Richer reds and natural skin tones (R9 50, R13 90)
- Tight LED binning for consistent CCT across all lamps
- High efficacy 67 LPW in Warm White
- Suitable for use in totally enclosed fixtures



40,000 H



DIMMABLE



67  
LPW

EFFICACY



WARRANTY



CRI (Ra)



ENCLOSED\*\*



LM 79

LM 80

TM 21

IES



## PATENT PENDING RFS OPTIC

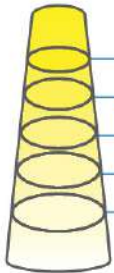
The innovative RFS optic provides a high candela to lumen ratio, optimizing light usage for directional applications.



WATCH THE VIDEO

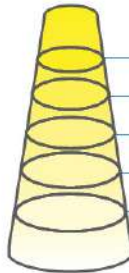
## ILLUMINANCE & CANDELA DISTRIBUTION

14PAR30SNG4DIM/930SP15



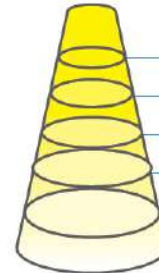
Diameter	Footcandles
0.8	689
1.6	172
2.4	77
3.2	43
3.9	28

11PAR30SNG4DIM/930NF25

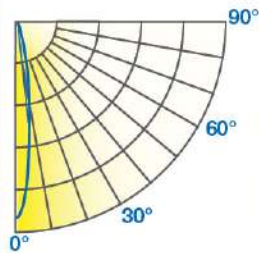


Diameter	Footcandles
1.3	323
2.7	81
4.0	36
5.3	20
6.7	13

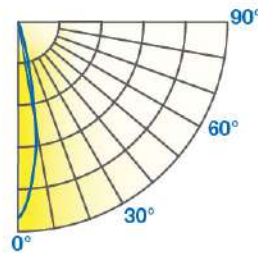
11PAR30SNG4DIM/930FL40



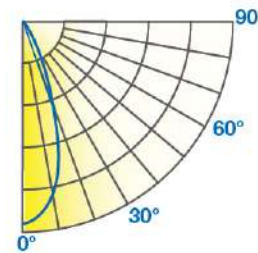
Diameter	Footcandles
2.2	161
4.4	40
6.6	18
8.7	10
10.9	6



Degree	Candela
0	6200
5	3790
15	928
25	197
35	81
45	46



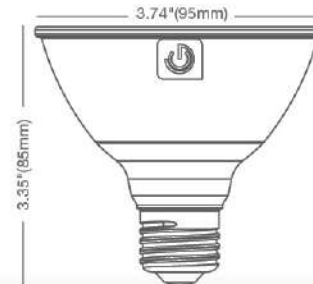
Degree	Candela
0	2910
5	2506
15	994
25	209
35	59
45	35



Degree	Candela
0	1450
5	1406
15	988
25	346
35	95
45	45

For other CCT use the following multipliers: 2700K .95, 4000K 1.08

- Base:** E26
- Voltage:** 120V
- Dimmable:** Yes\*\*\*
- PF:** 0.9
- Lifetime:** 40,000 hrs
- Weight:** 0.38lb / 172g



## SPECIFICATIONS

Model	Product	Power (W)	CCT	CRI (typ.)	R9 / R13 (typ.)	Lumens	LPW	Beam Angle	CBCP (cd)
14PAR30SNG4DIM/927SP15	16129	14	Warm White 2700K	90	50 / 90	700	50	SP 15°	6155
11PAR30SNG4DIM/927NF25	16130	11	Warm White 2700K	90	50 / 90	705	64	NF 25°	2910
11PAR30SNG4DIM/927FL40	16131	11	Warm White 2700K	90	50 / 90	705	64	FL 40°	1400
14PAR30SNG4DIM/930SP15	16132	14	Warm White 3000K	90	50 / 90	725	52	SP 15°	6200
11PAR30SNG4DIM/930NF25	16133	11	Warm White 3000K	90	50 / 90	740	67	NF 25°	2910
11PAR30SNG4DIM/930FL40	16134	11	Warm White 3000K	90	50 / 90	740	67	FL 40°	1450
11PAR30SNG4DIM/940FL40	16137	11	Natural White 4000K	90	50 / 90	780	71	FL 40°	1500
14PAR30SNG4DIM/930SP15/B •	16232	14	Warm White 3000K	90	50 / 90	725	52	SP 15°	6200
11PAR30SNG4DIM/930NF25/B •	16233	11	Warm White 3000K	90	50 / 90	740	67	NF 25°	2910
11PAR30SNG4DIM/930FL40/B •	16234	11	Warm White 3000K	90	50 / 90	740	67	FL 40°	1450

• Black finish

\* Savings per lamp based on \$0.11 / kw energy cost, 12 hrs / day lamp usage, \$8 halogen with 1500-hr lifetime, \$28 LED with 40,000-hr lifetime

\*\* Suitable for use in totally enclosed fixtures

\*\*\* List of tested dimmer switches available on website

\*\*\*\* Suitable for damp locations. Not for use where directly exposed to weather or water