
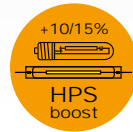
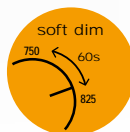


Pro line e-series

# Gavita Pro line e-series

Suitable for Gavita **Master controller**



# Gavita Pro line fixtures

Gavita Pro line HPS fixtures are the professional standard for efficient climate room lighting. Running on standard 120V - 240V they power the high voltage horticultural electronic lamps, which are superior in spectrum, light output and light maintenance over time. The Pro line fixtures all have the following unique features:

- Completely sealed housing with GORE-TEX® ventilation plug, no moving parts, completely silent and cool to the touch
- Suitable for high frequency 400V electronic horticultural lamps with 10-25% more output than traditional HPS lamps
- High light maintenance: >95% per year so you only need to change your lamp once per year
- Replaceable 96% efficient Gavita HR96 reflector for optimal efficiency (HRW wide reflector as an option as from Q3 2014)
- Controllable output: dim or boost your light to adjust it to changing circumstances or grow phases
- Soft dim which gradually changes the output when switched, eliminating stress on the lamp
- Equipped with very high frequency Gavita electronics (>100 kHz)
- No electromagnetic interference problems through the integrated design.

## NEW! Introducing Pro line e-series

The best just got better! The new Gavita Pro line e-series are improved models and are suitable for central control with the Gavita Master lighting controllers. Now you can have complete lighting control at your fingertips.

The Master Controllers enable you to switch, dim, and boost up to 80 e-series fixtures. They replace your switchboard completely, eliminate inrush current, have advanced features such as sunrise and sunset simulation and protect your valuable crop by temperature safety features. The Master Controller will automatically dim your lamps when your climate control is no longer able to sustain a healthy climate, and completely switches them off when your climate control fails, safeguarding your crop. It can control a text messaging module or alarm system to notify you instantly when a failure occurs. You can even choose to run one room with 80 ballasts or two rooms with each 40 ballasts in an alternating 12/12 cycle.

Installation of the controller and e-series fixtures is completely plug-and-play. All you need to do is connect the controller cable to the fixtures and plug the fixtures and controller into mains.



All e-series ballasts and fixtures have the following added new features and advanced functionality:

- Master controller input for external control
- Three color status LED for advanced status indication and status history
- Improved housing with extra cooling capacity for an even cooler operation
- Repositioned mounting eye bolts for better weight distribution and stable installation
- Suitable for 120-240V, using an IEC input for flexible mains cord choice



Gavita Pro 750W 400V DE EL-1500  $\mu\text{mol s}^{-1}$

New in the Pro line e-series is the 6/750e DE FLEX fixture, which utilizes a newly developed Gavita double ended Pro 750W 400V EL lamp. The control range of this lamp is 400-825W, bridging the gap between 600W and 1000W lamps. We named it 6/750 DE FLEX because it is as efficient running on 600W as it is on 750W. In many cases it is a retrofit replacement for a 1000W air cooled fixture, while running at just 825W. This will save you up to 20% electricity. The output of the lamp, running at 750W, is 1500  $\mu\text{mol s}^{-1}$  (2  $\mu\text{mol s}^{-1}$  per Watt).

# Pro line e-series



- The professional fixture of choice
- Comes with a Gavita Pro Plus 1000W 400V DE EL lamp, 2100  $\mu\text{mol s}^{-1}$
- Highest output and efficacy in the market (A++ energy label)
- Suitable for Gavita **Master** Controller
- Plug-and-play installation
- Control range 50-115%
- Lights more than 2 square meters with 1000  $\mu\text{mol m}^{-2} \text{s}^{-1}$



- New! Right-size your light for any size room
- Comes with the new Gavita Pro 750W 400V EL DE lamp, 1500  $\mu\text{mol s}^{-1}$
- Gavita double ended lamp has high efficiency range from 600-825W
- Total control range 50-110%
- Suitable for Gavita **Master** Controller
- Plug-and-play installation
- Lights more than 1,5 square meters with 1000  $\mu\text{mol m}^{-2} \text{s}^{-1}$



- New! Controllable 600W EL fixture
- Comes with a Gavita Pro 600W 400V EL E40/E39 lamp, 1120  $\mu\text{mol s}^{-1}$
- Highest output 600W fixture in the market using 400V EL lamp
- Suitable for Gavita **Master** Controller
- Plug-and-play installation
- Control range 50-110%
- Lights more than 1 square meters with 1000  $\mu\text{mol m}^{-2} \text{s}^{-1}$

**Each fixture comes with:** User manual, 240V power cord, 2 RJ14 controller cables and a T-splitter for plug and play installation, Gavita Pro electronic lamp, 3 years warranty

## Gavita Pro 1000e DE

Input Voltage:	120-240V ( $\pm 10\%$ )	
	<b>120V</b>	<b>240V</b>
Input current at 100%:	9.25A	4.6A
Input current at 115%:	10.6A	5.3A
Input power at 100%:	1085W	1055W
Input power at 115%:	1240W	1210W
Power Factor:	0.95-0.98	
THD:	<10%	
Frequency:	50-60Hz	
Certification:	CSA C/US	
Power inlet:	IEC C14	
Adjustable:	600/750/825/1000 /1150W/EXT	
External control:	Gavita Master Controller	
External control connector:	RJ14 (6P4C)	

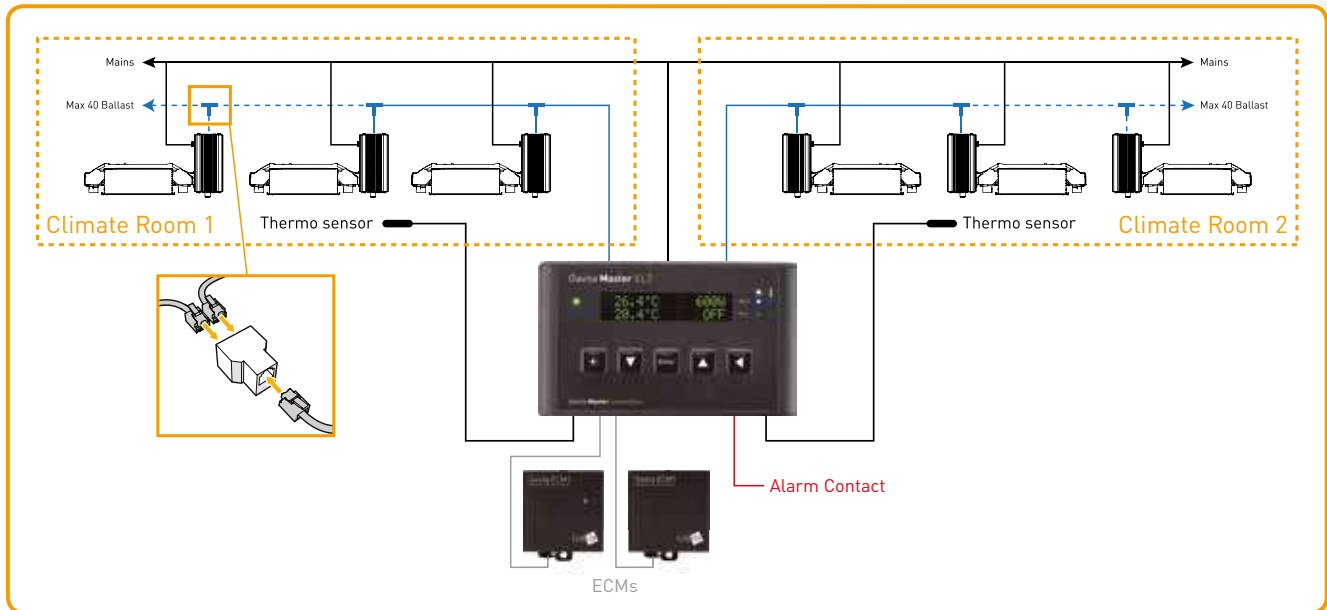
## Gavita Pro 6/750e DE Flex

Input Voltage:	120-240V ( $\pm 10\%$ )	
	<b>120V</b>	<b>240V</b>
Input current at 100%:	7.55A	3.5A
Input current at 110%:	8.25A	3.9A
Input power at 100%:	805W	795W
Input power at 110%:	880W	870W
Power Factor:	0.95-0.98	
THD:	<10%	
Frequency:	50-60Hz	
Certification:	CSA C/US	
Power inlet:	IEC C14	
Adjustable:	400/500/600/750/825W/EXT	
External control:	Gavita Master Controller	
External control connector:	RJ14 (6P4C)	

## Gavita Pro 600e SE

Input Voltage:	120-240V ( $\pm 10\%$ )	
	<b>120V</b>	<b>240V</b>
Input current at 100%:	5.6A	2.75A
Input current at 110%:	6.1A	3.0A
Input power at 100%:	655W	645W
Input power at 110%:	710W	700W
Power Factor:	0.95-0.98	
THD:	<10%	
Frequency:	50-60Hz	
Certification:	CSA C/US	
Power inlet:	IEC C14	
Adjustable:	300/400/500/600/660W/EXT	
External control:	Gavita Master Controller	
External control connector:	RJ14 (6P4C)	

# Take control with the Gavita **Master** controllers



## Complete lighting control at your fingertips

Using a Gavita Master controller to control your e-series fixtures offers you maximum control, ease of use, plug and play installation and safety. Just connect the controller cables to the fixtures with the included T-splitter (see diagram), set the dials on the fixtures to EXT (External control), plug the controller and the fixtures directly into mains and you are set to go.

The controller can switch all the interconnected fixtures on and off with its internal timer, adjust them to your required output level (in percentage or exact output power) and even simulate sunrise and sunset to gradually adjust the climate in your grow room when your lights go on or off. This electronic controller replaces expensive lighting timers and contactors while preventing ballast current in-rush when switching on your lights.

Two very important features are the autodim function and emergency shut-down. When the temperature in your grow room rises beyond the control level of your climate control your crop can be damaged beyond recovery. The temperature probe senses this and will automatically dim

the lights to not overshoot your safe temperature, and maintain it. The display and warning LED indicate when this happens, and also indicate if this has happened while you were away so you can correct the problem. If for any reason your climate control completely fails and the temperature rises to unacceptable levels the system will perform an emergency shutdown of all connected equipment. The alarm contact of the controller can be connected to your alarm system for instant notification.

You can connect all your e-series fixtures to one controller, even divided in 2 separate rooms with their own temperature sensor for auto-dim at high temperature and emergency shutdown at extreme temperature. There are different controllers available to suit your specific requirements.

For auxiliary equipment you can connect up to two accessory Gavita ECM contactor modules, one to switch equipment when lights are on (for example a humidifier, CO<sub>2</sub> equipment or air conditioning) and one for during lights off (for example a room heater).

