

**NEW**

# Pico® Wireless Control

Adjust lights and shades from anywhere in the room



**On the wall**



**On the table**



**In your hand**

- **Add a new control wherever you want it**
  - On any wall surface
  - On a tabletop or desk
  - In your car, purse, or pocket
- **Easy to install**
  - No need to cut holes or pull new wires
  - Battery operated – requires no external power or wiring (10-year battery life)
- **Ultra-reliable operation**
  - Lutron patented **Clear Connect®** RF technology
  - Wireless signal works around corners and through walls
  - Compatible with all Lutron wireless systems

## **Typical applications include:**

### **Residential**

- Bedroom
- Living room
- Car

### **Commercial**

- Hotel guestroom
- Conference room
- Private

Lutron

# Pico® wireless control

## Add a new control wherever you want it



### On the wall

Add a new control without cutting or wiring. You can install the Pico directly on any wall surface in minutes.



### On a table

Mount the Pico to a pedestal and you have a simple and elegant tabletop control.



### In your hand

Use the Pico as handheld remote, and adjust the lights or shades.

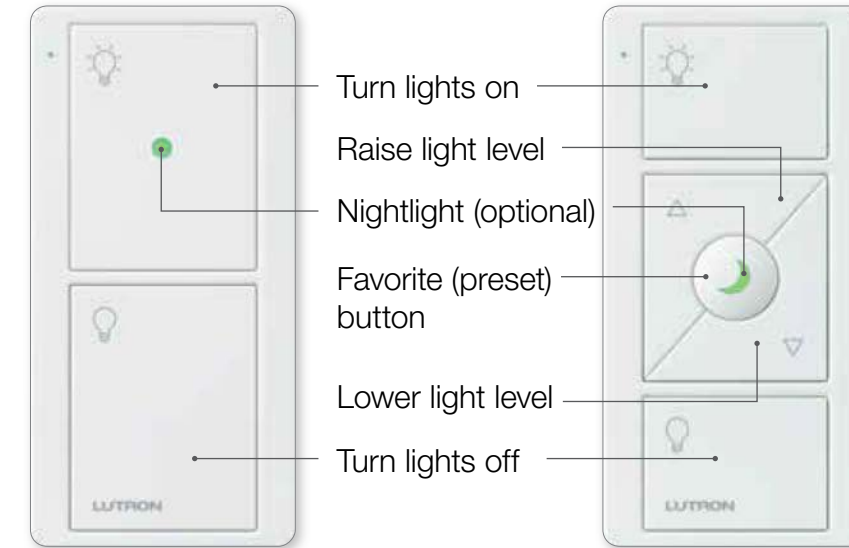


### In your car

Clip a Pico to your car's visor and turn on the lights as you pull into the driveway. You'll never have to walk into a dark home again.

# Product information

## Button Functions



Pico® wireless control with nightlight, 2-button

Pico wireless control with nightlight, 3-button with raise/lower

**Coming soon—  
Pico with nightlight**

**The nightlight glows continuously, so it's easy to locate the Pico and turn on the lights in the dark.**

- Available in two versions:
  - 2-button
  - 3-button with raise/lower
- 3-year battery life

## Communicates via Lutron Clear Connect® RF technology

Compatible with:

### Residential systems

- HomeWorks® QS
- RadioRA® 2
- Caséta Wireless



### Commercial systems

- Energi Savr Node™
- Quantum®
- GRAFIK Eye® QS Wireless
- Energi TriPak®




### Shading solutions

- Sivoia® QS wireless
- Sivoia® QS Triathlon® solutions
- Serena® RF



## Accessories



**Claro® wallplate**  
(CW-1-WH)

- Provides a clean, screwless look
- Available with 1-6 openings



**Wallplate bracket**  
(PICO-WBX-ADAPT)

- Use to surface-mount the Pico to a wall
- Required when mounting Pico over a 120V wallbox



**Car visor clip**  
(PICO-CAR-CLIP)

- Insert the Pico into the clip for convenient control from your car



**Tabletop pedestal**  
(L-PED1-, L-PED2\*-, L-PED3-, L-PED4-)

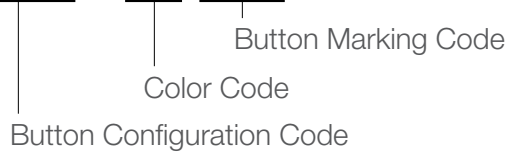
- Single, double, triple, and quadruple pedestals available

\* Double pedestal shown

# Pico® ordering information

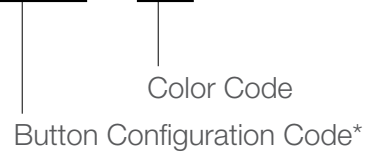
Build a Standard Pico Model Number

**PJ2-XXXX-GXX-XXX**



Coming Soon—build a Pico with Nightlight Model Number

**PJN-XXXX-GXX-L01**



## Button Configuration Codes:

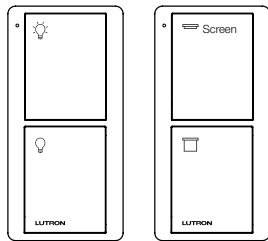
Button Configuration	Code
2-button	2B
2-button with raise/lower	2BRL
3-button	3B
3-button with raise/lower	3BRL

## Color Codes:

Gloss Color	Code
White	WH
Black	BL
Ivory	IV
Light Almond	LA
White/Gray	WG**

## Button Marking Codes:

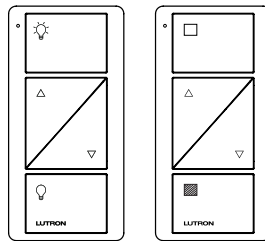
### 2-button



Light\* (L01)

Screen (S08)

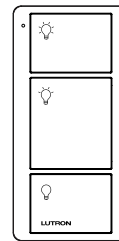
### 2-button with raise/lower



Light (L01)

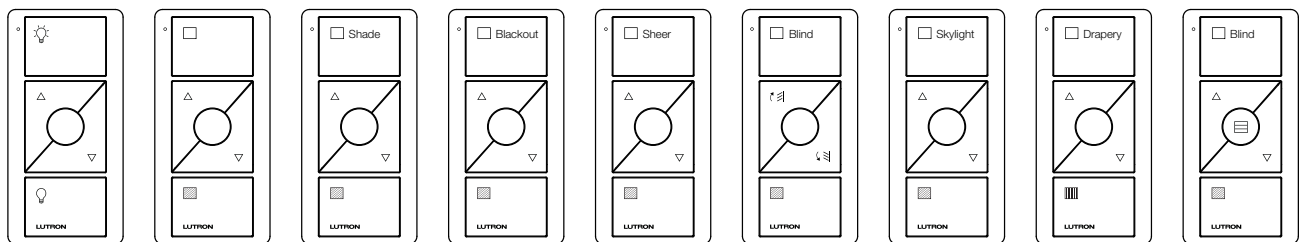
Shade (icons) (S01)

### 3-button



Light (L01)

### 3-button with raise/lower



Light\* (L01)

Shade (icons) (S01)

Shade (text) (S02)

Blackout (S03)

Sheer (S04)

Blind (S05)

Skylight (S06)

Drapery (S07)

Horizontal Sheer Blind (S09)

\* Coming soon—Pico with nightlight will be available in 2-button (2B) or 3-button with raise/lower (3BRL) only

\*\* On and Raise buttons are White; Preset, Lower, and Off buttons are Gray