



















Product Selection Card
November 2017

LUNERA®

T8 LED Lamps -- Type A (Ballast Driven)

Lunera LED	Gen	DLC Status	UL Type	Wattage	Max Lumens	Socket	Features	Options
T8 LED 4Ft Linear 	Gen 2	DLC 4	Type A (Ballast Driven)	11W	1,800	Bi-pin G13 	Thermal Fuse Protection	P.E.T. Shatter Guard
				15W	2,200			
T8 LED 3Ft Linear 	Gen 1		Type A (Ballast Driven)	11W	1,400		Thermal Fuse Protection	P.E.T. Shatter Guard
T8 LED 2Ft Linear 	Gen 2	DLC 4	Type A (Ballast Driven)	8W	1,200		Thermal Fuse Protection	P.E.T. Shatter Guard
T8 LED 22 in 6" U-Bend 	Gen 1	DLC 4	Type A (Ballast Driven)	12W	1,800		Thermal Fuse Protection	
				15W	2,200			
T8 LED 22 in 1-5/8" U-Bend 	Gen 1		Type A (Ballast Driven)	12W	1,700	Thermal Fuse Protection		
				17W	2,100			





T8 LED Lamps -- Type B (Ballast Bypassed)

Lunera LED	Gen	DLC Status	UL Type	Wattage	Max Lumens	Socket	Features	Options
T8 LED 4Ft Linear 	Gen 1	DLC 4	Type B (Single Ended)	12W or 15W	1,800	Bi-pin G13 	Universal Tombstone Technology	P.E.T. Shatter Guard
			(Double Ended with UTT)	12W or 14W	1,800			
				17W	2,200			
T8 LED 3Ft Linear 	Gen 1		Type B (Single Ended)	12W	1,400		Universal Tombstone Technology	P.E.T. Shatter Guard
			(Double Ended with UTT)	12W	1,400			
T8 LED 2Ft Linear 	Gen 1	DLC 4	Type B (Single Ended)	9W	1,150		Universal Tombstone Technology	P.E.T. Shatter Guard
			(Double Ended with UTT)	9W	1,200			
T8 (T12) LED 8Ft Linear Single-Pin 	Gen 1		Type B (Double Ended)	43W	5,500	Single-pin Fa8 	Universal Tombstone Technology	P.E.T. Shatter Guard (standard on 8Ft)
T8 (T12) LED 8Ft Linear Double Recessed Contact 				43W	5,500			
T8 LED 22 in 6" U-Bend 	Gen 1	DLC 4	Type B (Ballast Bypassed)	15W	1,800	Bi-pin G13 		
				18W	2,200			
T8 LED 22 in 1-5/8" U-Bend 	Gen 1		Type B (Ballast Bypassed)	15W	1,700			
				18W	2,100			



T8 LED Lamps -- Type C (External Driver)









Lunera LED	Gen	DLC Status	UL Type	Wattage	Max Lumens	Socket	Features	Options			
T8 LED 4Ft 1-Lamp Kit 	Gen 1		Type C (External Driver)	12W	1,800		Dimmable				
				15W	2,200						
T8 LED 4Ft 2-Lamp Kit 	Gen 1		Type C (External Driver)	24W	3,600			Dimmable			
				30W	4,400						
T8 LED 4Ft 3-Lamp Kit 	Gen 1		Type C (External Driver)	36W	5,400				Dimmable		
				45W	6,600						
T8 LED 4Ft 4-Lamp Kit 	Gen 1		Type C (External Driver)	48W	7,200					Dimmable	
				60W	8,800						
T8 LED 2Ft 1-Lamp Kit 	Gen 1		Type C (External Driver)	8W	1,200					Dimmable	
T8 LED 2Ft 2-Lamp Kit 	Gen 1		Type C (External Driver)	16W	2,400					Dimmable	
T8 LED 2Ft 3-Lamp Kit 	Gen 1		Type C (External Driver)	24W	3,600		Dimmable				
T8 LED 2Ft 4-Lamp Kit 	Gen 1		Type C (External Driver)	24W	4,800		Dimmable				







T5HO LED Lamps -- Type A (Ballast Driven)

Lunera LED	Gen	DLC Status	UL Type	Wattage	Max Lumens	Socket	Features	Options
T5HO/T5* LED 4Ft Linear 	Gen 1		Type A (Ballast Driven)	T5HO: 25W T5: 11W	T5HO: 3,200 T5: 1,300		Current Overdrive Protection	
T5HO/T5* LED 4Ft Linear <small>*T5HO lamp used with a T8 ballast</small> 	Gen 2	DLC 4		T5HO: 25W T5: 11W	T5HO: 3,500 T5: 1,300		Current Overdrive Protection	
T5HO LED 2Ft Linear 	Gen 1		Type A (Ballast Driven)	11W	1,400		Current Overdrive Protection	



T5/T5HO LED Lamps -- Type C (External LED Driver)

Lunera LED	Gen	DLC Status	UL Type	Wattage	Max Lumens	Socket	Features	Options
T5HO LED 4Ft 2-Lamp Kit 	Gen 1		Type C (External Driver)	50W	7,000		Dimmable	














CFL LED -- Type A (Ballast Driven)								
Lunera LED	Gen	DLC Status	UL Type	Wattage	Max Lumens	Socket	Features	Options
CFL LED 4-pin G24q 	Gen 4	DLC 4	Type A (Ballast Driven)	11W	1,445	4-pin G24Q 	Horizontal or Vertical	
CFL LED 2-pin G24d 	Gen 4	LDL listed	Type A (Ballast Driven)	13W	1,000	2-Pin G24D 	Horizontal or Vertical	
CFL LED 2-pin GX23 	Gen 4	LDL listed	Type A (Ballast Driven)	5W	580	2-Pin GX23 	Type A and Type B	
PLL LED 4-Pin G11 	Gen 1	LDL listed	Type A (Ballast Driven)	22W	2,600	4-Pin G11 	Type A or Type B	








CFL LED -- Type B (Ballast Bypassed)								
Lunera LED	Gen	DLC Status	UL Type	Wattage	Max Lumens	Socket	Features	Options
CFL LED* 4-pin G24q 	Gen 4		Type B (Ballast Bypassed)	10W 20W 30W	1,200 2,300 3,500	4-Pin G24q 	Type B, Single Vertical/ Horizontal or Dual Horizontal CFL replacement	Horizontal-to- Vertical Mount and Vertical Mount Extension Accessories incl.
CFL LED 2-Pin GX23 	Gen 4	LDL listed	Type B (Ballast Bypassed)	5W	580	2-Pin GX23 	Type B and Type A	
PLL LED 4-Pin G11 	Gen 1	LDL listed	Type B (Ballast Bypassed)	23W	2,600	4-Pin G11 	Type B or Type A	

*Replaces CFL G24q lamps in downlights with single or dual horizontal sockets.

FLOODLIGHT LED -- Type B (Ballast Bypassed)								
Lunera LED	Gen	DLC Status	UL Type	Wattage	Max Lumens	Socket	Features	Options
90-160° Floodlight* Vertical LED E26 	Gen 4		Type B (Ballast Bypassed)	10W 20W 30W	1,200 2,300 3,500	E26 Medium Screw 	Type B	Vertical extension using 3rd party E26-to-E26 extenders

*Replaces various lamps in vertical downlights including: 32W~105W Self-Ballasted CFLs, 20W-39W PAR 20/30 Metal Halide, 60-90W PAR 30/39 Halogen, 60W BR 30/40 and Metal Halide up to 70W.

HID LED LAMPS -- Type A (Ballast Driven)										
Lunera LED	Gen	DLC Status	UL Type	Wattage	Max Lumens	Socket	Features	Options		
HID Vertical E39 Mogul Up to 400W 	Gen 3		Type A (HID CWA Ballast Driven)	207W	21,300		Metal Halide and High Pressure Sodium			
				164W	17,900					
				95W	9,900					
MH Vertical E39 Mogul Up to 400W 	Gen 2-S		Type A (Metal Halide CWA Ballast Driven)	145W	16,300			No Fan (Thermal IQ cooling)		
				91W	10,500					
				82W	9,100					
HID 360° E39 Mogul Up to 250W 	Gen 3		Type A (HID CWA Ballast Driven)	90W	8,600					2000K/6Klm
				53W	5,700					2000K/3.5Klm
MH Horizontal E39 Mogul Up to 400W 	Gen 2-S		Type A (Metal Halide CWA Ballast Driven)	145W	14,800					180 Degree Lens
				92W	9,200					
				82W	7,900					
HID Vertical E26 Medium Up to 250W 	Gen 3		Type A (HID CWA Ballast Driven)	95W	9,900					
				MH Vertical E26 Medium Up to 175W 	Gen 2-S					
40W	5,100									
34W	4,500									
HID 360° E26 Medium Up to 250W 	Gen 3		Type A (HID CWA Ballast Driven)	90W	8,600					2000K/6Klm
				53W	5,700					2000K/3.5Klm

HID LED LAMPS -- Type B (Ballast Bypassed)										
Lunera LED	Gen	DLC Status	UL Type	Wattage	Max Lumens	Socket	Features	Options		
HID Vertical E39 Mogul Up to 400W 	Gen 3	DLC 4	Type B (Ballast Bypassed)	207W	21,300					
				164W	17,900					
				95W	9,900					
HID 360° E39 Mogul Up to 250W 	Gen 3		Type B (Ballast Bypassed)	90W	8,600			360 Degree Lens	2000K/6Klm	
				53W	5,700				2000K/3.5Klm	
HID Vertical E26 Medium Up to 250W 	Gen 3		Type B (Ballast Bypassed)	95W	9,900					
				HID 360° E26 Medium Up to 250W 	Gen 3					
53W	5,700	2000K/3.5Klm								