

# LUNERA VERTICAL E26 LED FLOODLIGHT

LED Replacement for E26 Medium Base Floodlights

Type B - Ballast Bypassed

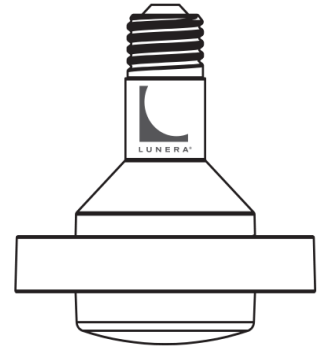
## Description

The **LUNERA VERTICAL E26 LED FLOODLIGHT** is a line driven, (Type B, ballast bypassed) LED replacement for self-ballasted CFL, Metal Halide/Halogen PAR, Halogen BR, and Metal Halide lamps with an E26 medium base. It is an energy saving lamp floodlight replacement for general ambient lighting in recessed downlights delivering up to 3,500 lumens. The built-in driver allows lamp operation at 120V ~ 277V. It is intended for single-lamp fixtures with a vertical lamp orientation.

The lamp has a Color Rendering Index (CRI) of >80 and delivers up to 1,200 (10W), 2,300 (20W), or 3,500 (30W) lumens of usable light. Fitted with an acrylic frosted lens for improved optics, they are available in 2700K, 3000K, 3500K, and 4000K color temperatures.

The LUNERA VERTICAL E26 LED FLOODLIGHT is rated at 50,000 hours and backed by a five-year warranty. It does not contain mercury, allowing for non-hazardous waste disposal.

This is a Type B (ballast bypassed) lamp and does not support ballasts or LED drivers. The fixture socket must be wired into AC line voltage.



Ideal as a Flood or Wide Flood lamp in general ambient lighting applications (90 ~ 160 degree beam angle)

## Features

- Directly replaces self-ballasted CFLs, Metal Halide PAR 20/30, Halogen PAR 30/38, Halogen BR 30/40, and Metal Halide lamps with a 10W/20W/30W LED (see table on page 3)
- Ballast Bypass (Type B Installation - supports line driven 120V~277V)
- Compatible with E26 Medium sockets, vertically mounted
- Delivers up to 1,200 lumens (10W) / 2,300 lumens (20W) / or 3,500 lumens (30W)
- >80 CRI
- CCT 2700K, 3000K, 3500K, 4000K
- 50,000 hours life to L70
- 5 Year Warranty



## Ordering Information

Example: HN-PLV-E26-L-10W-827

Series	Socket Type	Base	Power Supply	Lamp Wattage	CCT
<b>HN</b> Lunera CFL LED	<b>PLV</b> Vertical Mount	<b>E26</b> E26 Medium	<b>L</b> Ballast Bypassed Supports 120V~277V	<b>10W</b> (1,200 lumens) <b>20W</b> (2,300 lumens) <b>30W</b> (3,500 lumens)	<b>827:</b> 2700K <b>830:</b> 3000K <b>835:</b> 3500K <b>840:</b> 4000K

**Product Specifications**

<b>Illumination</b>	
Color Temperatures	3000K, 3500K, 4000K, 5000K
Lumens (Bare Lamp)	Up to 1,200lm @ 10W 2,300lm @ 20W 3,500lm @ 30W
CRI	>80
Color Consistency	Lunera TruColor LED Selection
Lumen Maintenance (L70)	50,000+ hours life
<b>Electrical System</b>	
Input Voltage	120V ~ 277V 50/60Hz AC Line Voltage
Lamp Power / Total Power	10W, 20W or 30W
Lamp Wattage Replaced	20W ~ 105W Lamp type dependent - see app table
Dimming	No
<b>Physical</b>	
Weight	0.45 lbs
Housing and Finish	Body: Thermoplastic, White Heat Sink: Metal, Painted White
Optics	Optical Acrylic Diffusion
Mounting (socket orientation)	Vertical
<b>Environment</b>	
Ambient Operating Temp	-40°F to 150°F
Ambient Operating Humidity	Dry and Damp Certified
<b>Installation</b>	
Socket Type	E26 Medium Screw Socket
Line Voltage	Yes (120V ~ 277V). Not for use with ballasts or LED drivers
<b>Certifications &amp; Qualifications</b>	
UL (US and Canada)	Classified (UL1598-C)
RoHS Compliant	Contains no lead or mercury
LM79, LM80, IES Files	Available. Contact Lunera.
<b>Warranty</b>	
Warranty	5 years

**Application Notes**

Lamp installation in the following conditions and applications voids the product warranty:

- Line voltage above 277VAC
- LED drivers or with a ballast
- Installation in wet environments
- Installation in broken, cracked, dirty or rusted sockets
- Improper wiring to the socket or lamp

**CAUTION**

Turn OFF power when installing the lamp.

**CAUTION - IF THE LAMP OR LUMINAIRE EXHIBITS UNDESIRABLE OPERATION (BUZZING, FLICKERING, ETC.), IMMEDIATELY TURN OFF POWER, REMOVE LAMP FROM LUMINAIRE AND CONTACT MANUFACTURER.**

\* Operation is subject to the following conditions:  
 (1) this device may not cause harmful interference, and  
 (2) this device must accept any interference received, including interference that may cause undesired operations.

**Application Notes, continued**



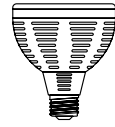
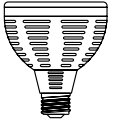
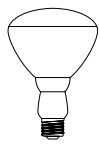
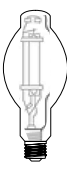
**Lamp Application Compatibility**

The LUNERA VERTICAL E26 LED FLOODLIGHT is intended as a Flood and Wide Floodlight replacement lamp.

Lamp Type	Beam Angle	Lunera Compatibility
Very Narrow Spot	<15 Degrees	No
Narrow Spot	15-30 Degrees	No
Spot	30-60 Degrees	No
Narrow Flood	60-90 Degrees	No
<b>Flood</b>	<b>90-120 Degrees</b>	<b>Yes</b>
<b>Wide Flood</b>	<b>120-160 Degrees</b>	<b>Yes</b>
Very Wide Flood	>160 Degrees	No

**Lamp Replacement Compatibility**

The LUNERA VERTICAL E26 LED FLOODLIGHT is intended to replace the following types of floodlight lamps:

Lunera E26 LED Floodlight	Replaces E26 Base Lamps with Wattages* / Delivered Lumens (up to)				
	CFL Self Ballasted	PAR 20/30 Metal Halide	PAR 30/38 Halogen	BR 30/40 Halogen	HID Metal Halide
<b>LED</b> Type B (Line Driven)  					
<b>10W</b> <b>1,200lm</b>	32W 1,000lm	20W 1,000lm	60W 1,000lm	60W 1,000lm	————
<b>20W</b> <b>2,300lm</b>	65W 2,000lm	39W 2,100lm	90W 1,800lm	————	————
<b>30W</b> <b>3,500lm</b>	105W 3,000lm	39W 2,400lm	————	————	70W 2,500lm

Dimensions

E26 Connector

