





Shown actual size: Ariadni dimmer and 1-gang Fassada wallplate in White (WH).








Product family features

- Matches existing switches
- Toggle-style switch turns light on to level set by slider
- Slide adjusts light to your favorite level
- C•L® model available—see pg. 01 for details
- eco-dim® model available
- 1000W preset dimmers have voltage compensation which maintains stable light levels despite line voltage variations
- Coordinating Fassada® and Stainless Steel wallplates only available separately
- Custom engraving available for wallplates, see pg. 164



Control types

-  Single-pole (one location)
-  3-way or 4-way (two or more locations)

Direct load type compatibility

-  Incandescent/halogen lighting
-  Dimmable CFL/LED lighting (screw-base)
-  Magnetic low-voltage lighting
-  Fluorescent lighting
-  LED lighting
-  Ceiling fans
-  Ceiling fan/lights

Load type requiring load interface

-  Electronic low-voltage lighting
-  Neon/cold cathode lighting

Lighting load interfaces may be applicable for some additional load type, voltage, and capacity combinations.

For additional information, see pg. 185.

[Download Ariadni C•L specification submittal](#)
[Download high resolution product image](#)

Available finishes

Use **BOLD** color code in model number (Example: AY-600P-**BL**)

Gloss finishes*



WH
White



LA
Light Almond



AL
Almond



IV
Ivory



BL
Black



SS
Stainless Steel

*Coordinating wallplates only available separately. For wallplate information, see pg. 175.

Stainless Steel wallplate includes black plastic trim/adaptor, visible from side. Match with separate Black (BL) controls.

Dimmers



- Toggle turns on/off
- Slide up to brighten, down to dim
- **C•L®** dimmers provide reliable dimming of dimmable CFLs/LEDs, as well as halogens and incandescents
- **eco-dim®** model guarantees at least 15% energy savings and triples lamp life compared to a standard switch†

- Incandescent/halogen dimmers**
- Dimmable CFL bulbs (screw-base)**
- Dimmable LED bulbs (screw-base)**

C•L preset dimmer

3-way/single-pole	AYCL-153P- XX ¹
120V 600W (Inc.) 150W (CFL or LED)	

Visit www.lutron.com/dimcflled for an approved list of dimmable CFL/LED bulbs, and how to calculate wattage when mixing lamp types.

- Incandescent/halogen dimmers**

Preset dimmers

Single-pole	AY-600P- XX ¹
120V 600W	
Single-pole	AY-10P- XX ¹
120V 1000W	
3-way	AY-603P- XX ¹
120V 600W	
3-way	AY-103P- XX ¹
120V 1000W	

eco-dim preset dimmer†

3-way/single-pole	AY-603PG- XX ²
120V 600W	

Magnetic low-voltage dimmers

Preset dimmers

Single-pole	AYLV-600P- XX ¹
120V 600VA (450W)	
3-way	AYLV-603P- XX ¹
120V 600VA (450W)	

The stated VA (Volt-Ampere) rating includes the magnetic transformer heat losses and the lamp load. The stated W (Watt) rating is the maximum lamp wattage based on assumed 20% transformer loss.

- 3-wire fluorescent dimmers***
(also for Hi-lume® A-Series LED drivers)*

Preset dimmers

3-way/single-pole	AYF-103P- XX ¹
120V 8A	
3-way/single-pole	AYF-103P-277- XX ¹
277V 6A	

For use with Hi-lume, Hi-lume 3D, and EcoSystem® ballasts, and Hi-lume A-Series LED drivers.

For more information on Hi-lume A-Series LED drivers, visit www.lutron.com/HilumeLED.

No derating required if ganged.

Adjustable low-end trim.

XX¹: Gloss color codes (except Gray), see pg. 106
XX²: Available in White (WH), Ivory (IV), Almond (AL) and Light Almond (LA), see pg. 106
 (Wallplates not included. Order separately, see pg. 175)

All models must be derated if ganged unless otherwise noted, see pg. 179.

†Maximum light output of 85% guarantees 15% energy savings over standard switches.

***Requires neutral wire connection.**

Dimmers with locator light



- Toggle turns lights on/off
- Slide up to brighten, down to dim
- Includes amber locator light
- Not available in black

Fan controls



- Toggle turns lights on/off
- Slide up to increase speed, down to decrease
- 3 quiet fan speeds designed to prevent motor hum

Incandescent/halogen dimmers

Preset dimmers with locator light

Single-pole 120V 600W	AY-600PNL- XX ²
Single-pole 1000W	AY-10PNL- XX ²
3-way 120V 600W	AY-603PNL- XX ²
3-way 120V 1000W	AY-103PNL- XX ²

Fan control

Fan control—quiet 3-speed

3-way/single-pole 120V 1.5A	AYFSQ-F- XX ¹
--------------------------------	---------------------------------

For use with only one ceiling paddle fan

Fan/light controls



Fan control (left)

- Use slide to turn fan on/off and adjust fan speed
- 3 quiet fan speeds designed to prevent motor hum

Dimmer (right)

- Toggle turns light on/off
- Slide up to brighten, down to dim

Fan/light control

Fan control and dimmer—quiet 3-speed

Single-pole fan control 120V 1.5A (left)	AY2-LFSQ- XX ¹
Single-pole dimmer 120V 300W incandescent/halogen (right)	

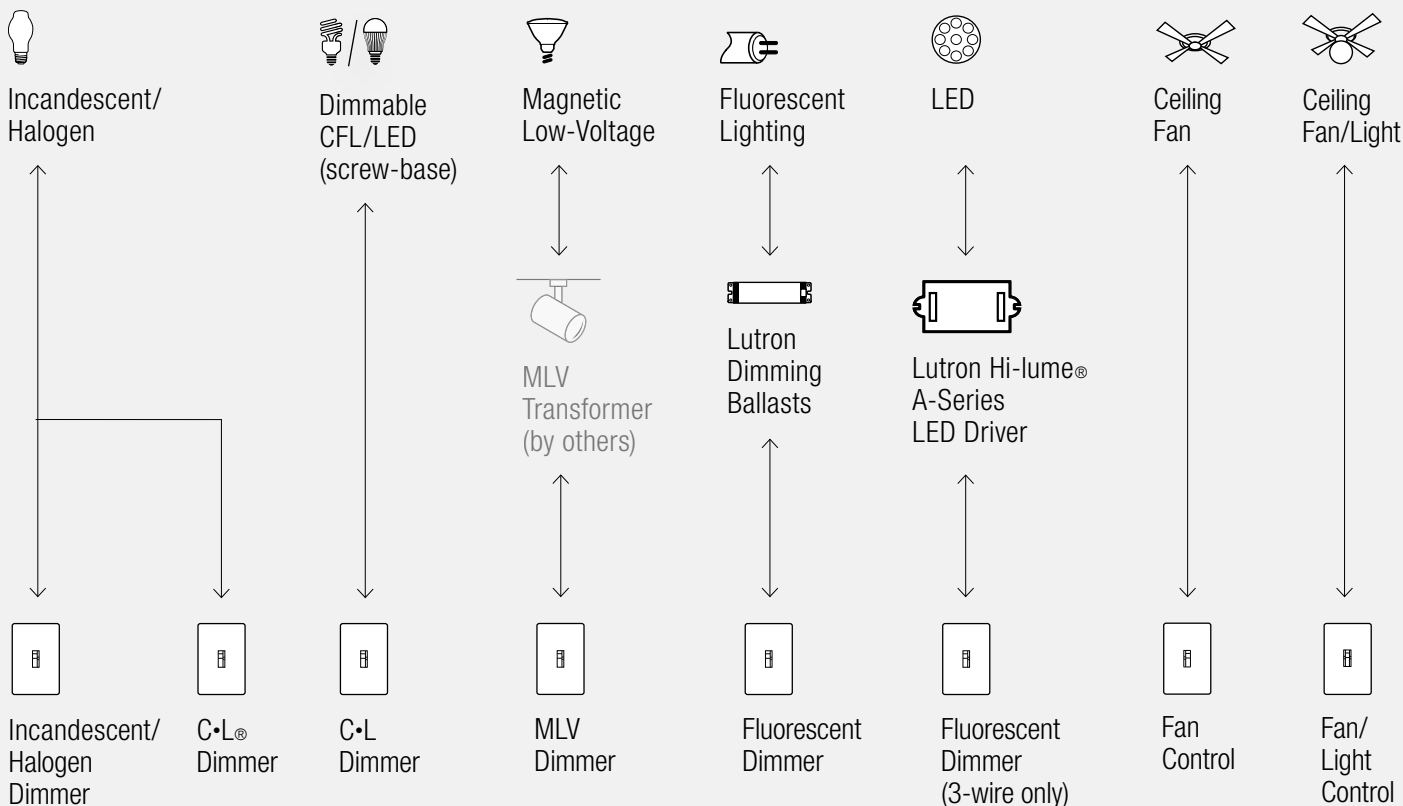
For use with only one ceiling paddle fan

XX¹: Gloss color codes (except Gray), see pg. 106
XX²: Gloss color codes (except Gray and Black), see pg. 106
 (Wallplates not included. Order separately, see pg. 175)

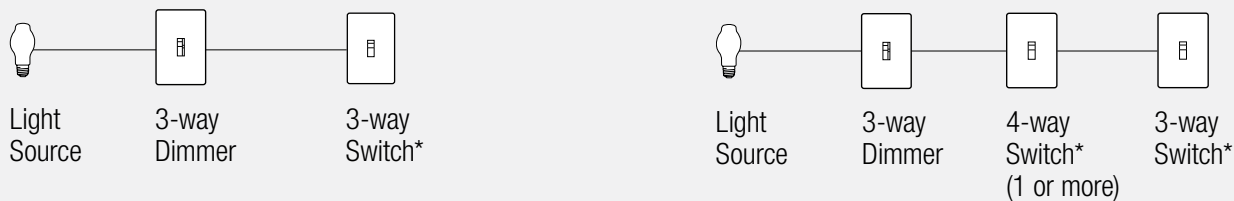
All models must be derated if ganged unless otherwise noted, see pg. 179.
 For more information on ballasts, visit www.lutron.com/ballasts.

Connections overview

Load connections*



Control types (for 2 or more locations)
Dim from one location, switch from the others



* For 3-way and 4-way control, use 3-way dimmer with mechanical 3-way or 4-way switches.

For more information on ballasts, visit www.lutron.com/ballasts.
For more information on LED drivers, visit www.lutron.com/LED.

***For illustration purposes only.**
Consult model number pages for specific voltage and capacity information.

Download complete Connection Diagrams