

HBC Series

Premiere Fluorescent Full Body High Bay

FEATURES & SPECIFICATIONS

INTENDED USE

High efficiency T5 High Output or T8 fixtures engineered for premium performance in medium and high ceiling applications ideally suited for warehouses, manufacturing plants, sports facilities and retail spaces. A precision-formed reflector system available in either highly reflective mirror or enhanced white reflector achieve maximum light output for ceilings from 15 feet to 40 feet. The unique lamp arrangement is ideal for wide area lighting to put the light exactly where you need it with less fixtures. Based on ceiling height, these fixtures can replace an HID high bay using half of the wattage. Surface, pendant, chain or stem mounting. Optional wireguard allows easy lamp access. Highest quality materials and workmanship.

SIZE W x L x H in inches (mm)

4 lamp: 11.4W x 48.1L x 3.6Dp 10 lamp: 20.4W x 48.1L x 3.6Dp
6 lamp: 16.4W x 48.1L x 3.6Dp 12 lamp: 20.4W x 48.1L x 3.6Dp
8 lamp: 16.4W x 48.1L x 3.6Dp

*Dimensions are slightly different with Door Frame Option

LAMP

4, 6, 8, 10 or 12 lamp positions

CONSTRUCTION

Housing is 22 gauge prepainted steel. Air vents surround the ballast and lamps in the back of the fixture to maximize lamp and ballast performance, reliability and life. High reflective mirror or enhanced white reflectors are computer designed to maximize photometric performance and put the light where you need it. Reflector snaps into fixture with no tools and is easily removable for ballast maintenance. Access plate in the back makes wiring fast and hassle-free. Back of fixture is designed with built-in mounting holes for tong hanger, cable kit and surface mount. Uplight slots are optional to add uplight. Integral Occupancy Sensor is optional on 6 light series which is ideal for wire guard applications.

MOUNTING

Designed for surface, pendant, stem or chain hanging. Mounting holes are provided for simple, fast installation. See Buyers Guide for list of all mounting options available and sold separately.


ELECTRICAL

All ballasts are Class P rated and UL/CUL listed. Our ballasts are thermally protected, sound rated and tightly secured to chassis. Consult for the specific ballast required. Available in 120V, 277V, 347V and 480V.



Shown is SS Option with Integral Occupancy Sensor

Door Frame Option See Pages 8, 9 for More Information



DOOR FRAME

Door Frame is 22 gauge prepainted steel snapped together and holds up to two accessory lens and wire guards. Door Frame is held to fixture with lift and shift assembly. A hole for a safety cable is provided.

Available for 4 light and 6 light versions.

LISTING

UL/CUL listed. Ballasts available to meet CEE certified.

TYPICAL OPTIONS AND ACCESSORIES

Emergency ballasts, Cord sets, whips, occupancy sensors, Hanging kits, Wire guards. Contact factory for additional options.

Catalog Number:

Notes:

HBC Series

Premiere Fluorescent Full Body High Bay



Shown is SS Option with Integral Occupancy Sensor

ORDERING INFORMATION

EXAMPLE: HBCDFA632M23MV

HBC	DFA	6	32	M23	MV
Door Frame [5]		Lamp Count		Lamp Type [1]	
blank	No Door Frame	4, 6, 8, 10 or 12	32	48 in. T8	
DFA	Door Frame w/acrylic lens	Lamps Not included	54	46 in. T5HO	
DFCL	Door Frame w/ clear lens				
*Add 125 for thicker lens					
Ballast & Voltage [1]					
T480	480V-277V Stepdown Transformer				
MV	Electronic, Multivolt (120-277)				
HMV	Electronic, Multivolt, Hi-Lume [3]				
PMV	Electronic, Program Start, T8				
X1	Wired for Single Ended LED T8 Tubes				
X2	Wired for Double Ended LED T8 Tubes				
Series	Reflector [2]				Options [1]
HBC	M23	Full specular mirror reflector, no uplight, wide distribution			
Fluorescent High Bay Full Body	M21	Full specular mirror reflector, no uplight, narrow distribution			
SSHBC	W13	Enhanced white reflector, no uplight, standard distribution			
Fluorescent High Bay Full Body with Integral Occupancy Sensor (6 Light Only)	M23UP	Full specular mirror reflector, wide distribution, with uplight slots			
	M21UP	Full specular mirror reflector, narrow distribution, with uplight slots			
	W13UP	Enhanced white reflector, standard distribution, with uplight slots			
		Options [1]			
		LN Lamp Include with Kelvin Temperature			
		MDT4 Occupancy Sensor Wide Angle			
		MDF4 Occupancy Sensor and Daylight			
		CS8P 5-15P 120V 8ft. Cord & Plug			
		CS12 L7-15P 277V 8ft. Cord & Plug			
		CS8 8ft. Cord, No Plug			
		WP 6 ft. 3 wire, Whip			
		WP4 6ft. 4 Wire, Whip			
		EM Emergency ballast, 500 lumens			
		EM14 Emergency ballast, 1400 lumens			
		X No ballast			

Notes

- [1] See current Buyer's Guide for additional ballast, lamp and other options.
- [2] Custom reflectors available to create any light distribution.
- [3] HiLume and LoLume ballasts available for T8 lamps only.
- [4] Available in bulk pack
- [5] 4 OR 6 LIGHT ONLY

See Buyers Guide for all options
 Note: EM14 required for T5HO lamps. Consult factory for occupancy and daylight sensors.

Catalog Number:
Notes:

HBC Series

Premiere Fluorescent Full Body High Bay



4 LIGHT



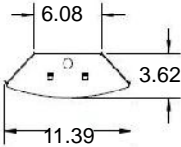
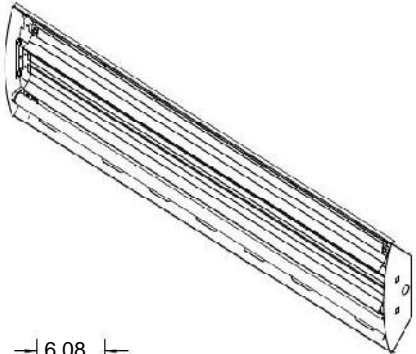
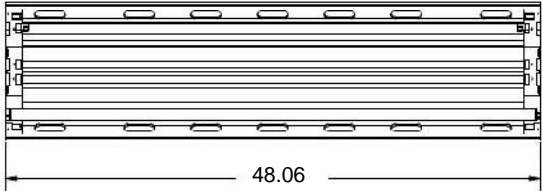
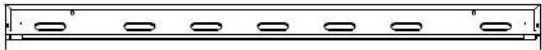
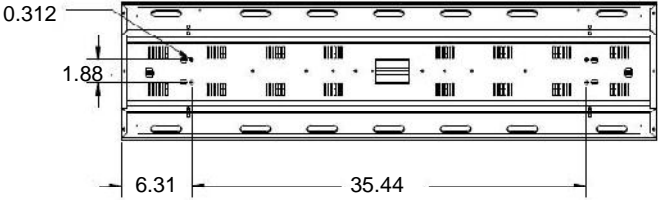
4 Light T8 with Mirrored Reflector



4 Light T8 with White Reflector with Uplight Slots



Back of Fixture



Catalog Number:
Notes:

HBC Series

Premiere Fluorescent Full Body High Bay

6 LIGHT



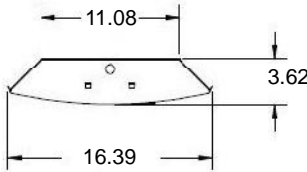

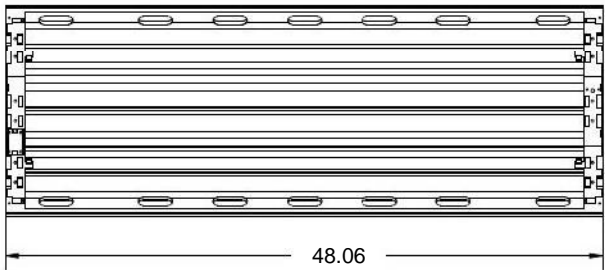
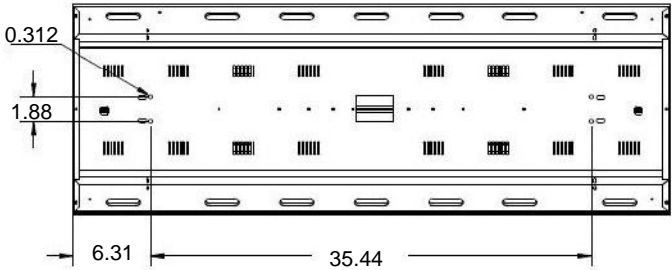
6 Light T5 with Integral Occupancy Sensor and Mirrored Reflector



Back of Fixture



Close-up of Integral Occupancy Sensor in 6 Light Only



Catalog Number:
Notes: