

VERSAT™ Flood Light

FL-090/150/300-AW-04

FL-200-AW-04



Description:

Versat™ is a modular designed LED flood light. Versatile™ represents the future of energy-saving illumination for worldwide industrial application. It is up to 50% more energy-efficient than HID light fixtures.

Features:

1. Flexible modular design.
2. Advanced air flow thermal management.
3. 1 module / 2 module can rotate 0~265°, 4 module can rotate 0~355°.
4. Surface coating treatment, can withstand extreme weather conditions.
5. Patented lens with high temperature resistance.
6. IP65.
7. Includes a power cord with a length of 19.5 +/- 2 inches



Technical parameters:

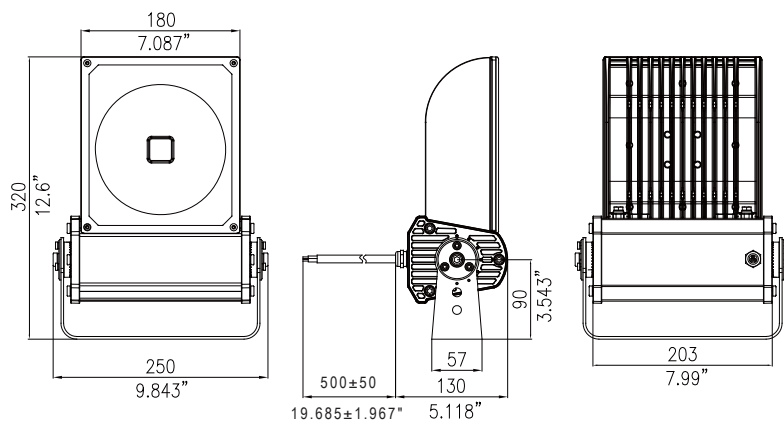
FL-090-AW-W-04	5000K	White	10550	COB	1pcs	90	AC100-277V 50/60Hz	120°	> 70	≥0.9	UL type
FL-090-AW-NW-04	4000K	Neutral White	10310								
FL-090-AW-WW-04	3000K	Warm White	9530								
FL-150-AW-W-04	5000K	White	17200	DLC Number: PLT/S2201			AC100-277V 50/60Hz	120°	> 70	≥0.9	UL type
FL-150-AW-NW-04	4000K	Neutral White	16320	COB	2pcs	150					
FL-150-AW-WW-04	3000K	Warm White	15390								
FL-200-AW-W-04	5000K	White	20400	COB	2pcs	200	AC100-277V 50/60Hz	120°	> 70	≥0.9	UL type
FL-200-AW-NW-04	4000K	Neutral White	19600								
FL-200-AW-WW-04	3000K	Warm White	18680								
FL-300-AW-W-04	5000K	White	34650	COB	4pcs	300	AC100-277V 50/60Hz	120°	> 70	≥0.9	UL type
FL-300-AW-NW-04	4000K	Neutral White	32200								
FL-300-AW-WW-04	3000K	Warm White	30110								

Application :

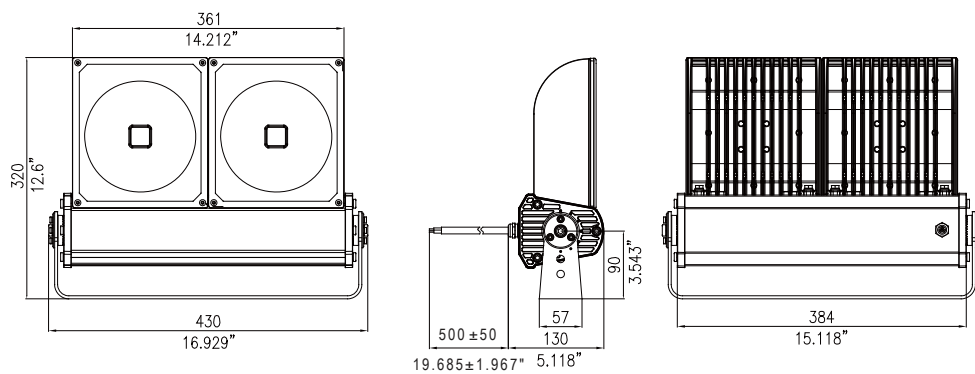
Bars,restaurants,clubs,hotels , stages,Historical , modern buildings, Museums,art galleries, Sculptures and plastic arts



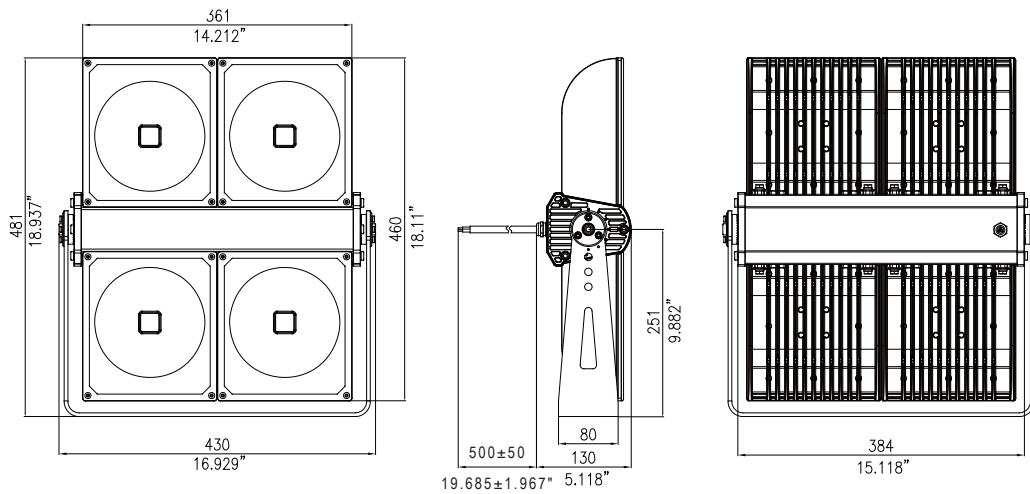
Dimension (Unit:mm):



90W



150W/200W



300W

Packing information :

90W:

Net weight: 4.3 KG

Gross weight: 5.0KG

Outer carton dimension: 400*300*170mm

(1 pcs/carton)

150W/200W:

Net weight: 8.4 KG

Gross weight: 9.5KG

Outer carton dimension: 490*390*170mm

(1 pcs/carton)

300W:

Net weight: 14 KG

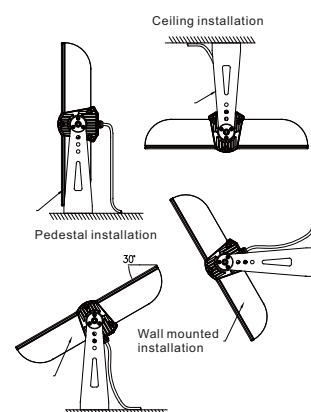
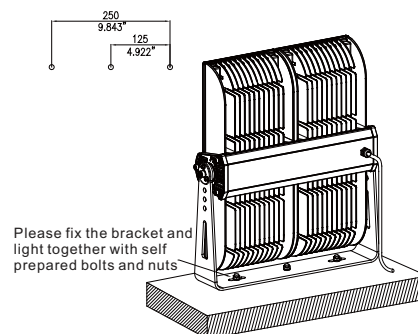
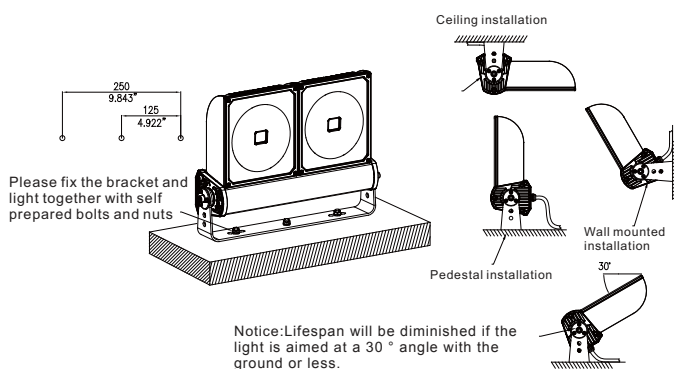
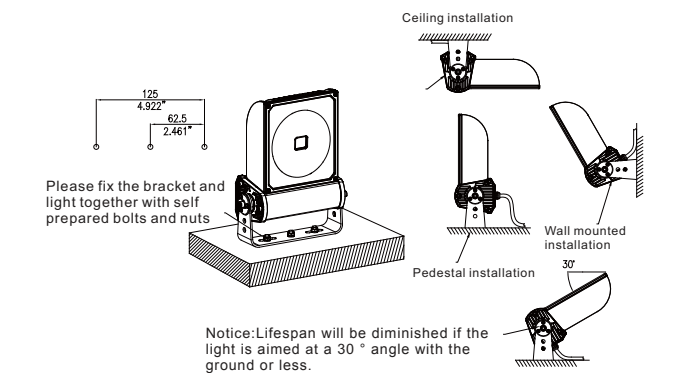
Gross weight: 15.2KG

Outer carton dimension: 560*480*170mm

(1 pcs/carton)

Installation requirement:

1. Prepare 3 sets of M10 installation bolts.
2. Cut off power before installation.
3. Install the lamp according to the drawing and make sure the installation surface can bear the weight of the lamp.
4. Connect to the power supply and seal the connection part.



! Notice :

1. Please read the specification first, to make sure the service environment matches the condition in the specification before using.
2. Please confirm the applicable power supply before using.
3. Make sure the switch of product is off before connect to the power supply to prevent electric shock.
4. Operation against rules may damage your property even harm to your personal safety.
5. Preliminarily estimate required quantity of LED flood lights, then according to the power rating of single flood light to figure out the total power and design power supply plan.
6. Dangerous high voltage, Non-professionals are not allowed to maintain the products.
7. If the exterior flexible cable or wire is damaged, it must exchange by the supplier, its agent or other similar qualified personnels to avoid dangers.
8. Operating temp : $-20^{\circ}\text{C} \sim +40^{\circ}\text{C}$