

PAR30L 12.5W



OUTPUT RANGE: VIVID SERIES	575 - 650 lumen
OUTPUT RANGE: BRILLIANT SERIES	735 - 795 lumen
BEAM ANGLE RANGE	8°, 25°, 36°, 50°
COLOR TEMPERATURE RANGE	2700K, 3000K, 4000K, 5000K
APPLICATION	Halogen replacement for indoor & outdoor applications



POINT SOURCE OPTICS

Exceptional beam control enables unique 8° narrow spot and smooth uniform beams

Single light source, single crisp shadow

VP₃ VIVID COLOR & VP₃ NATURAL WHITE

VIVID series provides accurate color rendering across the visible spectrum from 400nm to 700nm, with CRI/95*, R9/95*, Rf/90, Rg/100

Whiteness rendering matches or exceeds that of halogen and incandescent sources at 2700K and 3000K

ENERGY EFFICIENCY & LONG LIFE

85% more energy efficient than standard halogen lamps

Typical payback of one year or less

Rated lifetime of 35,000 hours. 3 year warranty

CERTIFICATIONS

RoHS, CE, UL/CUL, FCC Title 47 Part 15B



HIGHLY COMPATIBLE

Narrow spot compatible with Soraa SNAP System accessories

Thermally and geometrically compatible with standard fixtures and suitable for damp locations

Suitable for fully enclosed fixtures. Can be used with front glass cover

Works with trailing edge and leading edge phase cut dimmers (see www.soraa.com/resources)

INTENDED USE AND APPLICATIONS

Intended for use in PAR30L compatible recessed downlights, track lighting and other indoor and outdoor applications

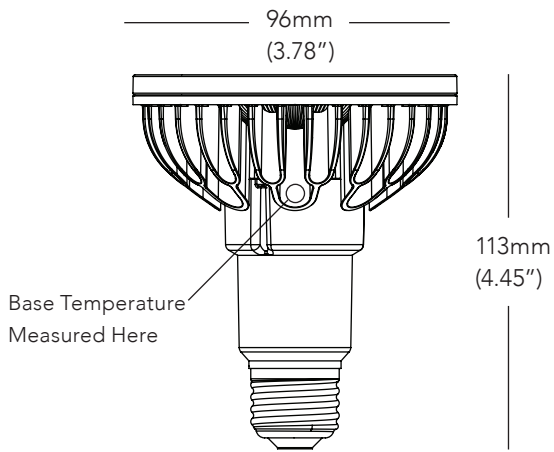
Soraa lamps are designed to safely turn down in any thermal environment not conducive to minimum airflow or proper ventilation

GENERAL SPECIFICATIONS

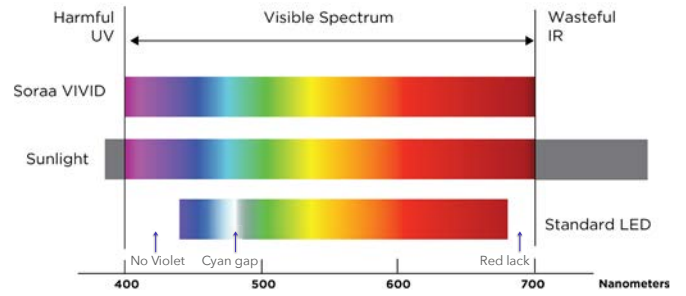
Form Factor	Operating Temperature	Electrical	Dimming and Flicker
Width: 96mm (3.78")	Minimum: -40°C (ambient)	Wattage: 12.5W	Dimmable to <10%
Height: 113mm (4.45")	Typical: 60°C - 70°C (base)	Power factor: 0.95	Flicker Index: <0.1
Weight: 295g	Maximum: 80°C (base)	Voltage: 120V +/- 12V	Percent Flicker: 31%
		Frequency: 50/60Hz	

*Metrics apply to 2700K, 3000K, 4000K. 5000K color metrics are CRI/90, R9/95

DIMENSIONS

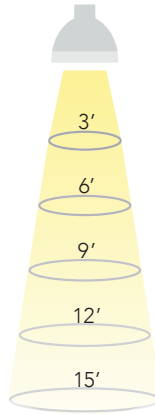


COLOR RENDERING



8 DEGREE BEAM

Beam Dia at 50% CBCP (ft)	Field Dia at 10% CBCP (ft)	Foot-candles (% of CBCP)
0.2	0.7	6.8%
0.4	1.5	2.3%
0.6	2.2	1.1%
0.8	2.9	0.7%
1.0	3.7	0.4%

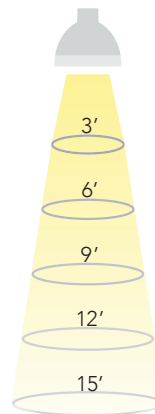


25 DEGREE BEAM

Beam Dia at 50% CBCP (ft)	Field Dia at 10% CBCP (ft)	Foot-candles (% of CBCP)
1.3	2.2	6.8%
2.7	4.4	2.3%
4.0	6.6	1.1%
5.3	8.7	0.7%
6.7	10.9	0.4%

36 DEGREE BEAM

Beam Dia at 50% CBCP (ft)	Field Dia at 10% CBCP (ft)	Foot-candles (% of CBCP)
1.9	3.5	6.8%
3.9	6.9	2.3%
5.8	10.4	1.1%
7.8	13.9	0.7%
9.7	17.3	0.4%



50 DEGREE BEAM

Beam Dia at 50% CBCP (ft)	Field Dia at 10% CBCP (ft)	Foot-candles (% of CBCP)
2.8	5.0	6.8%
5.6	10.1	2.3%
8.4	15.1	1.1%
11.2	20.1	0.7%
14.0	25.2	0.4%

Note: Footcandles may be calculated by multiplying the CBCP of the desired model number by the percentage in the tables above

SPECIFICATIONS BY MODEL NUMBER* SORAA LED PAR30L 12.5W

Model #	Product Code	CCT (K)	Beam Angle	Field Angle	CBCP (Cd)	Halogen Equivalent	Total Flux (Lm)	Efficacy (Lm/W)	McA	Energy Star	SNAP
VIVID SERIES											
SP30L-12-08D-927-03	01475	2700	8	14	15520	90	575	46	3	YES	YES
SP30L-12-25D-927-03	01477	2700	25	40	3100	75	575	46	3	YES	-
SP30L-12-36D-927-03	01479	2700	36	60	1420	75	575	46	3	YES	-
SP30L-12-50D-927-03	01481	2700	50	80	740	75	575	46	3	YES	-
SP30L-12-08D-930-03	01491	3000	8	14	16740	90	620	50	3	YES	YES
SP30L-12-25D-930-03	01493	3000	25	40	3340	75	620	50	3	YES	-
SP30L-12-36D-930-03	01495	3000	36	60	1540	75	620	50	3	YES	-
SP30L-12-50D-930-03	01497	3000	50	80	800	75	620	50	3	YES	-
SP30L-12-08D-940-03	01507	4000	8	14	17400	90	645	52	4	-	YES
SP30L-12-25D-940-03	01509	4000	25	40	3480	75	645	52	4	YES	-
SP30L-12-36D-940-03	01511	4000	36	60	1600	75	645	52	4	-	-
SP30L-12-50D-940-03	01513	4000	50	80	820	75	645	52	4	-	-
SP30L-12-08D-950-03	01515	5000	8	14	17540	90	650	52	5	-	YES
SP30L-12-25D-950-03	01517	5000	25	40	3500	75	650	52	5	-	-
SP30L-12-36D-950-03	01519	5000	36	60	1620	75	650	52	5	-	-
SP30L-12-50D-950-03	01521	5000	50	80	840	75	650	52	5	-	-
BRILLIANT SERIES											
SP30L-12-08D-827-03	01483	2700	8	14	19840	100	735	59	3	-	YES
SP30L-12-25D-827-03	01485	2700	25	40	3960	90	735	59	3	YES	-
SP30L-12-36D-827-03	01487	2700	36	60	1820	90	735	59	3	YES	-
SP30L-12-50D-827-03	01489	2700	50	80	940	90	735	59	3	YES	-
SP30L-12-08D-830-03	01499	3000	8	14	21460	100	795	64	3	YES	YES
SP30L-12-25D-830-03	01501	3000	25	40	4280	90	795	64	3	YES	-
SP30L-12-36D-830-03	01503	3000	36	60	1980	90	795	64	3	YES	-
SP30L-12-50D-830-03	01505	3000	50	80	1020	90	795	64	3	YES	-

CCT: Correlated Color Temperature **McA:** White Point Accuracy in McA step **SNAP:** SORAA SNAP System Compatible

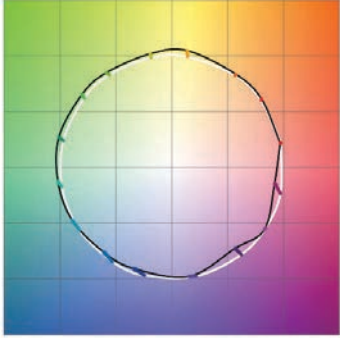
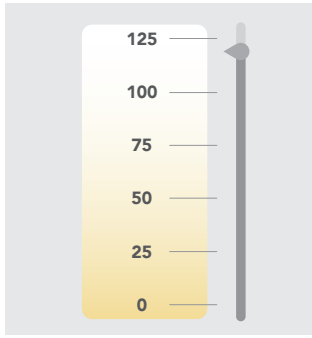
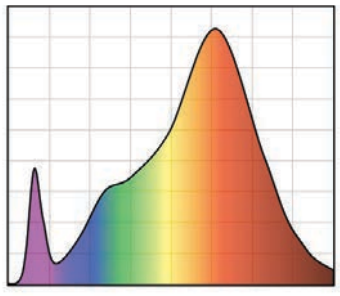
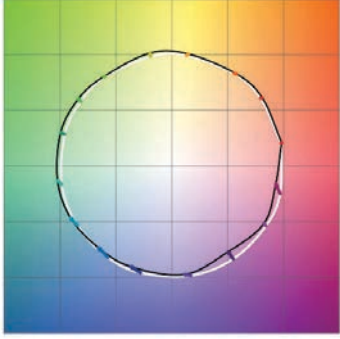
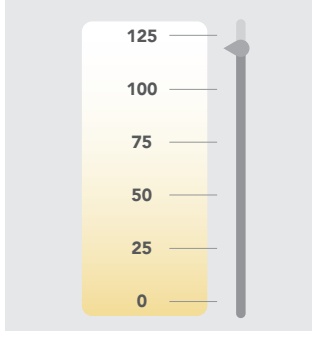
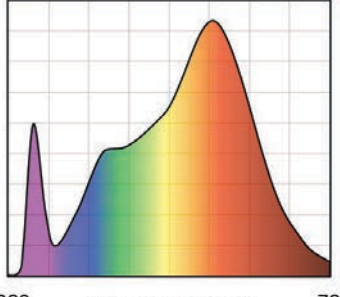
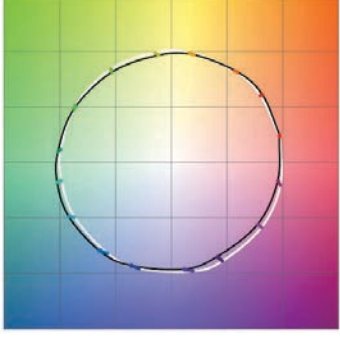
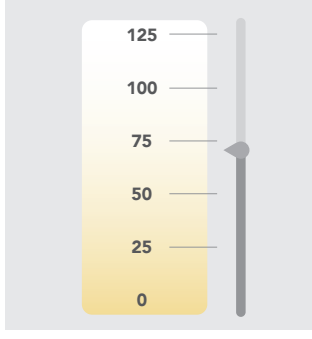
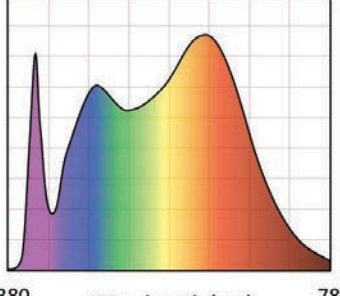
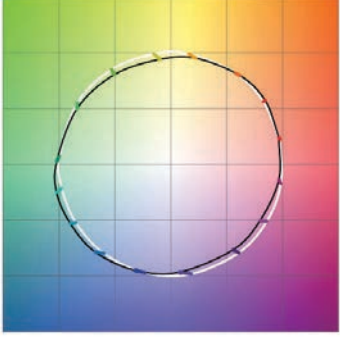
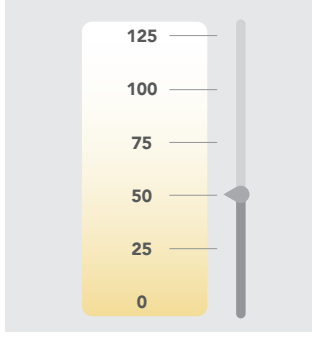
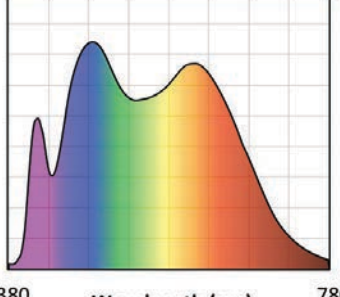
*Specifications are at stable warm operating conditions (25°C ambient)

SERIES/CCT

COLOR ACCURACY

WHITENESS INDEX

SPECTRAL POWER DISTRIBUTION

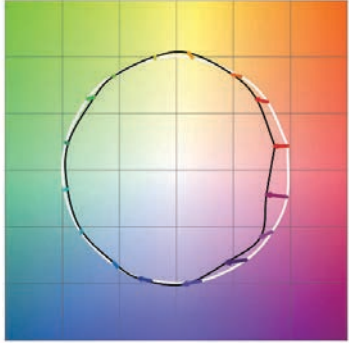
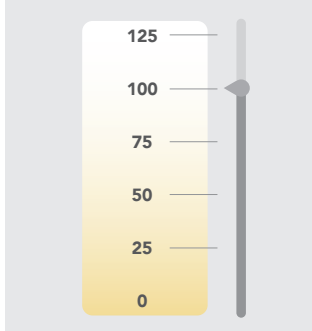
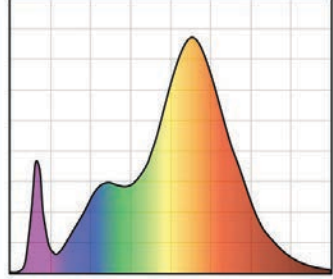
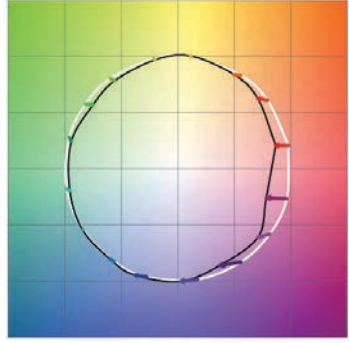
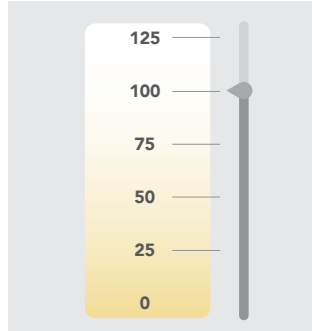
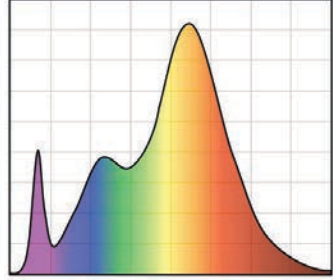
<p>VIVID 2700K</p>	 <p>Rf: 90, Rg: 100, Rfh1: 95</p>	 <p>Rw: 120</p>	 <p>380 Wavelength (nm) 780</p> <p>CRI: 95, R9: 95</p>
<p>VIVID 3000K</p>	 <p>Rf: 90, Rg: 100, Rfh1: 95</p>	 <p>Rw: 120</p>	 <p>380 Wavelength (nm) 780</p> <p>CRI: 95, R9: 95</p>
<p>VIVID 4000K</p>	 <p>Rf: 90, Rg: 100, Rfh1: 95</p>	 <p>Rw: 70</p>	 <p>380 Wavelength (nm) 780</p> <p>CRI: 95, R9: 95</p>
<p>VIVID 5000K</p>	 <p>Rf: 90, Rg: 100, Rfh1: 95</p>	 <p>Rw: 50</p>	 <p>380 Wavelength (nm) 780</p> <p>CRI: 90, R9: 95</p>

SERIES/CCT

COLOR ACCURACY

WHITENESS INDEX

SPECTRAL POWER DISTRIBUTION

<p>BRILLIANT 2700K</p>	 <p>Rf: 85, Rg: 92, Rfh1: 77</p>	 <p>Rw: 100</p>	 <p>380 Wavelength (nm) 780</p> <p>CRI: 85, R9: >0</p>
<p>BRILLIANT 3000K</p>	 <p>Rf: 85, Rg: 92, Rfh1: 77</p>	 <p>Rw: 100</p>	 <p>380 Wavelength (nm) 780</p> <p>CRI: 85, R9: >0</p>

Rf: TM-30 metric measuring color fidelity (whether colors are similar to those under natural light). Rf is a more accurate version of the CRI Ra. Rf is 100 for natural light.
 Rg: TM-30 metric measuring color gamut (whether colors are more saturated than under natural light). Rg is 100 for natural light.
 Rfh1: TM-30 metric measuring color fidelity for red tones. Rfh1 is a more accurate version of the CRI R9. Rfh1 is 100 for natural light.
 Rw: Soraa-developed metric to measure white fidelity. Rw measures the magnitude of excitation of whitening agents within whites. Rw is about 100 for natural light.