

MR16 6W



OUTPUT RANGE: VIVID SERIES 290 - 310 lumen

OUTPUT RANGE: BRILLIANT SERIES 355 - 375 lumen

BEAM ANGLE RANGE 25°, 36°

COLOR TEMPERATURE RANGE 2700K, 3000K

APPLICATION Halogen replacement for indoor & outdoor applications

FLICKER FREE



12V AC



DIM



POINT SOURCE OPTICS

Exceptional beam control with smooth uniform beams
Single light source, single crisp shadow

VP₃ VIVID COLOR & VP₃ NATURAL WHITE

VIVID series provides accurate color rendering across the visible spectrum from 400nm to 700nm, with CRI/95, R9/95, Rf/90, Rg/100

Whiteness rendering matches or exceeds that of halogen and incandescent sources at 2700K and 3000K

ENERGY EFFICIENCY & LONG LIFE

85% more energy efficient than standard halogen lamps

Typical payback of one year or less

Rated lifetime of 35,000 hours. 3 year warranty

CERTIFICATIONS

UL/CUL Class 2 and non-Class 2, FCC Title 47 Part 15B, RoHS, CE



RoHS

HIGHLY COMPATIBLE

Geometrically compatible with standard fixtures and suitable for damp locations

This lamp is suitable for use in fully enclosed fixtures, subject to the maximum heatsink temperature limits stated in this data sheet. A list of qualified enclosed fixtures can be found at www.soraa.com/resources

Works with trailing edge and leading edge phase cut dimmers, 12V AC magnetic and electronic transformers and 12V DC transformers (see www.soraa.com/resources)

INTENDED USE AND APPLICATIONS

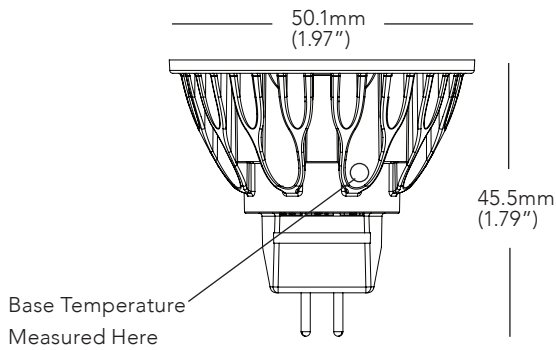
Intended for use in MR16 compatible recessed downlights, track lighting and other indoor and outdoor applications

Soraa lamps are designed to safely turn down in any thermal environment not conducive to minimum airflow or proper ventilation

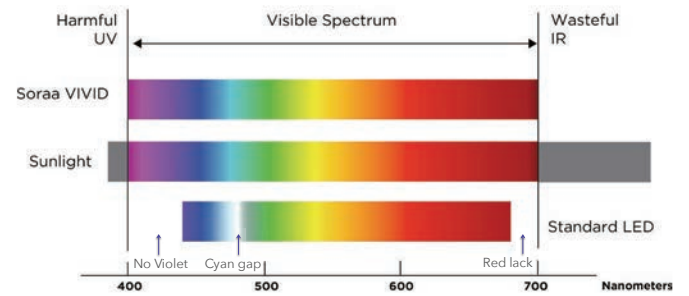
GENERAL SPECIFICATIONS

Form Factor	Operating Temperature	Electrical	Dimming and Flicker
Width: 50.1mm (1.97")	Minimum: -40°C (ambient)	Wattage: 6W	Dimmable to <20%
Height: 45.5mm (1.79")	Typical: 70°C - 80°C (base)	Power factor: 0.92	Flicker Index: 0.02
Weight: 47g	Maximum: 85°C (base)	Voltage: 12V +/- 1.2V	Percent Flicker: 5%
		Frequency: 50/60Hz	

DIMENSIONS

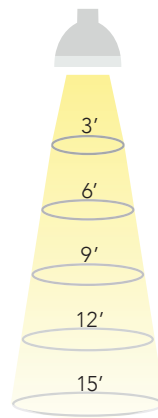


COLOR RENDERING



25 DEGREE BEAM

Beam Dia at 50% CBCP (ft)	Field Dia at 10% CBCP (ft)	Foot-candles (% of CBCP)
1.3	2.2	11.1%
2.7	4.4	2.8%
4.0	6.6	1.2%
5.3	8.7	0.7%
6.7	10.9	0.4%



36 DEGREE BEAM

Beam Dia at 50% CBCP (ft)	Field Dia at 10% CBCP (ft)	Foot-candles (% of CBCP)
1.9	3.3	11.1%
3.9	6.5	2.8%
5.8	9.8	1.2%
7.8	13.0	0.7%
9.7	16.3	0.4%

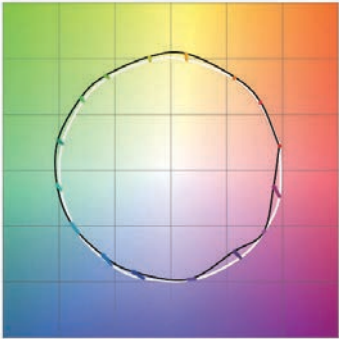
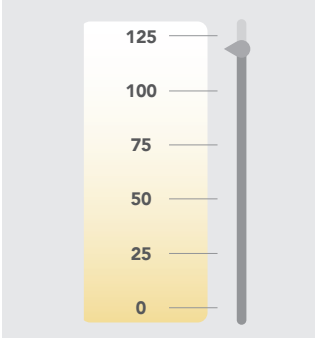
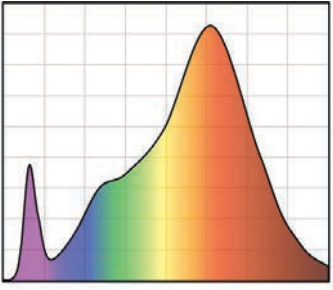
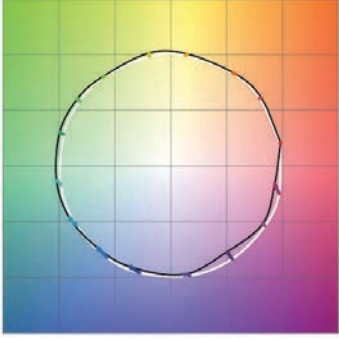
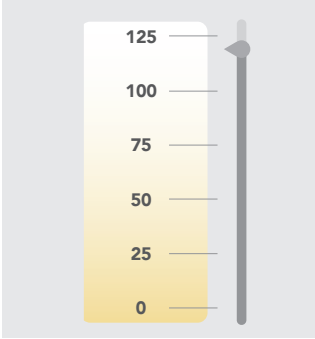
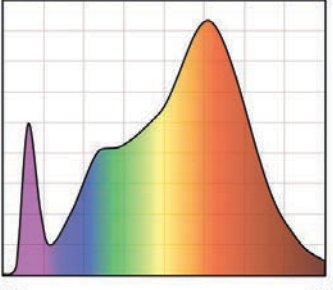
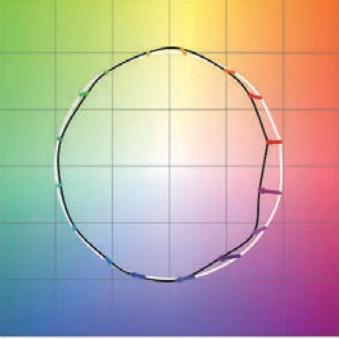
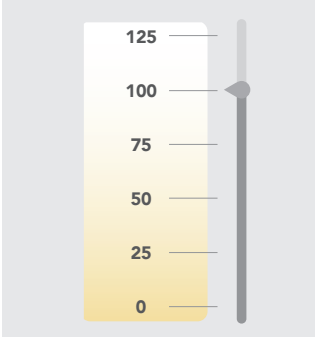
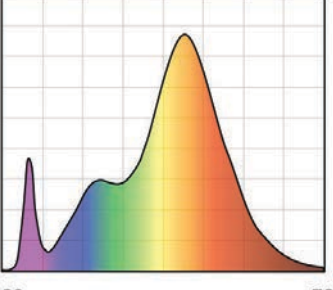
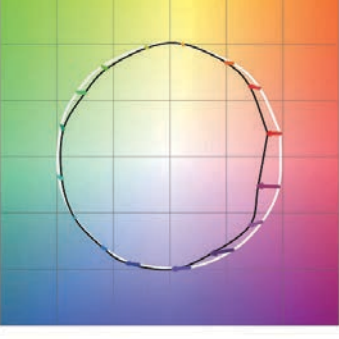
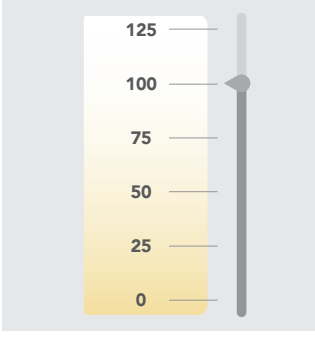
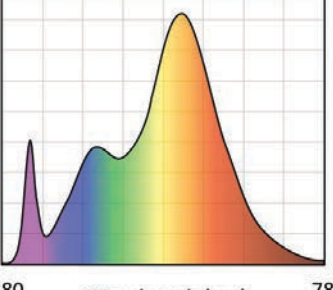
Note: Footcandles may be calculated by multiplying the CBCP of the desired model number by the percentage in the tables above

SPECIFICATIONS BY MODEL NUMBER* SORAA LED MR16 6W

Model #	Product Code	CCT (K)	Beam Angle	CBCP (Cd)	Halogen Equivalent	Total Flux (Lm)	Efficacy (Lm/W)	McA	Energy Star	SNAP
VIVID SERIES										
SM16-06-25D-927-03	01161	2700	25	1600	35	290	48	3	-	-
SM16-06-36D-927-03	01173	2700	36	750	35	290	48	3	-	-
SM16-06-25D-930-03	01165	3000	25	1710	35	310	52	3	-	-
SM16-06-36D-930-03	01177	3000	36	810	35	310	52	3	-	-
BRILLIANT SERIES										
SM16-06-25D-827-03	01159	2700	25	1960	35	355	59	3	-	-
SM16-06-36D-827-03	01171	2700	36	930	35	355	59	3	-	-
SM16-06-25D-830-03	01163	3000	25	2070	35	375	62	3	-	-
SM16-06-36D-830-03	01175	3000	36	980	35	375	62	3	-	-

CCT: Correlated Color Temperature **McA**: White Point Accuracy in McA step **SNAP**: SORAA SNAP System Compatible

*Specifications are at stable warm operating conditions (25°C ambient)

SERIES/CCT	COLOR ACCURACY	WHITENESS INDEX	SPECTRAL POWER DISTRIBUTION
VIVID 2700K	 Rf: 90, Rg: 100, Rfh1: 95	 Rw: 120	 CRI: 95, R9: 95
VIVID 3000K	 Rf: 90, Rg: 100, Rfh1: 95	 Rw: 120	 CRI: 95, R9: 95
BRILLIANT 2700K	 Rf: 85, Rg: 92, Rfh1: 77	 Rw: 100	 CRI: 85, R9: >0
BRILLIANT 3000K	 Rf: 85, Rg: 92, Rfh1: 77	 Rw: 100	 CRI: 85, R9: >0

Rf: TM-30 metric measuring color fidelity (whether colors are similar to those under natural light). Rf is a more accurate version of the CRI Ra. Rf is 100 for natural light.
Rg: TM-30 metric measuring color gamut (whether colors are more saturated than under natural light). Rg is 100 for natural light.
Rfh1: TM-30 metric measuring color fidelity for red tones. Rfh1 is a more accurate version of the CRI R9. Rfh1 is 100 for natural light.
Rw: Soraa-developed metric to measure white fidelity. Rw measures the magnitude of excitation of whitening agents within whites. Rw is about 100 for natural light.