



CR Series LED Downlights

Easy to Install with Unprecedented Payback

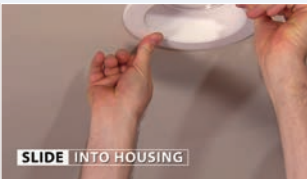
THE QUALITY YOU DEMAND WITH THE SAVINGS YOU DESERVE.

CREE 

Inspired by Your Needs

Solutions that Deliver

The Cree® CR Series LED downlights make it easy to upgrade existing lighting to more energy efficient, longer lasting, high quality LED technology. Designed for commercial and residential retrofits, they install quickly and easily into 6", some 5" or 4" recessed housings. Available in multiple lumen packages and various color temperatures the CR Series is an ideal retrofit solution.



Quick and Simple Installation

Quickly and simply installs into new or existing recessed housings from Cree and other manufacturers. An entire kitchen can be converted to energy-efficient LED lighting in minutes.

For installation instructions and to view an installation video visit:

www.cree.com/lighting/CRSeriesDownlights

High Quality LED Light

With color temperatures including 2700K, 3000K, 3500K and 4000K and High CRI, the CR Series light quality is equal to incandescent and halogen, while using up to 87% less energy.

Efficient and Effective

The CR Series LED Downlights are commercial and residential ENERGY STAR® qualified, opening up opportunities for customers to realize utility rebates and incentives.



Designed with up to 50,000 hour expected useful life, the CR Series LED downlights could last for decades with typical use*.

CR Series LED lighting is twice as efficient as incumbent CFLs and contain no toxic mercury.

Instant-on and Fully Dimmable

Stop waiting for CFLs to “warm up”. The CR Series LED downlights turn on instantly, to full brightness.

Continuous dimming down to 5% with most, standard incandescent dimmers**, makes the CR Series LED Downlights ideal for many applications.

Footnotes:

*Typical residential use is 3 hours per day, 50,000 hours is equivalent to 45.7 years at 3 hours per day. Typical incandescent life is 2,000 hours.

**Dimmable to 5% of initial light output. Reference www.cree.com/CRdimming for a list of recommended dimmers



CR4™



CR6™



CR4™ FD



CR6™ FD

Cree TrueWhite® Technology		Cree Full Definition Color Quality	
CR4-575L	CR6-625L CR6-800L	CR4-575L-FD	CR6-625L-FD
575 lumens, 9.5W, 120V	625 lumens, 9.5W, 120V 800 lumens, 12W, 120V	575 lumens, 9.5W, 120V	625 lumens, 12.5W, 120V
90 CRI at 2700K, 3000K, 3500K, 4000K	90 CRI at 2700K, 3000K, 3500K, 4000K	83 CRI at 2700K	83 CRI at 2700K
Dimmable to 5%	Dimmable to 5%	Dimmable to 5%	Dimmable to 5%
50,000 hours	50,000 hours	25,000 hours	35,000 hours
Fits most 4" housings	Fits most 6" and some 5" housings	Fits most 4" housings	Fits most 6" and some 5" housings
.9 Power Factor	.9 Power Factor	.9 Power Factor	.9 Power Factor
Commercial Energy Star®	Commercial Energy Star®	Commercial Energy Star®	Commercial Energy Star®
WARRANTY: 5 years	WARRANTY: 5 years	WARRANTY: 5 years	WARRANTY: 5 years

Cree® CR Series LED Downlights

Lighting Without Compromise

Choose award-winning Cree color quality, which delivers bright, beautiful light while providing significant energy savings compared to incumbent products.

A true no-compromise solution that provides:

- **EXCEPTIONAL LIGHT QUALITY**
Delivers superior color accuracy with beautiful light characteristics and consistent color temperature.
- **EQUAL LIGHT OUTPUT USING LESS ENERGY**
Produces light output equal to incumbent products while saving consumers up to 85% in energy costs.
- **LOW MAINTENANCE**
Designed to last up to 50,000 hours while maintaining color consistency over the life of the product.
- **UNPRECEDENTED PAYBACK**
With significantly lower energy costs and virtually no maintenance, payback is less than one year in many applications*



Cree® TrueWhite® Technology

The highest level of color quality in the portfolio. Highly efficient light designed to enhance the details of a physical space or product where first impressions set the tone.

Color Quality (CRI)	Red Content (R9)	Lifetime Color Consistency	Visual Acuity
Best	Best	Best	Best

FD

Cree® Full Definition

Color quality that meets the needs of many spaces and is superior to most incumbent lighting technologies.

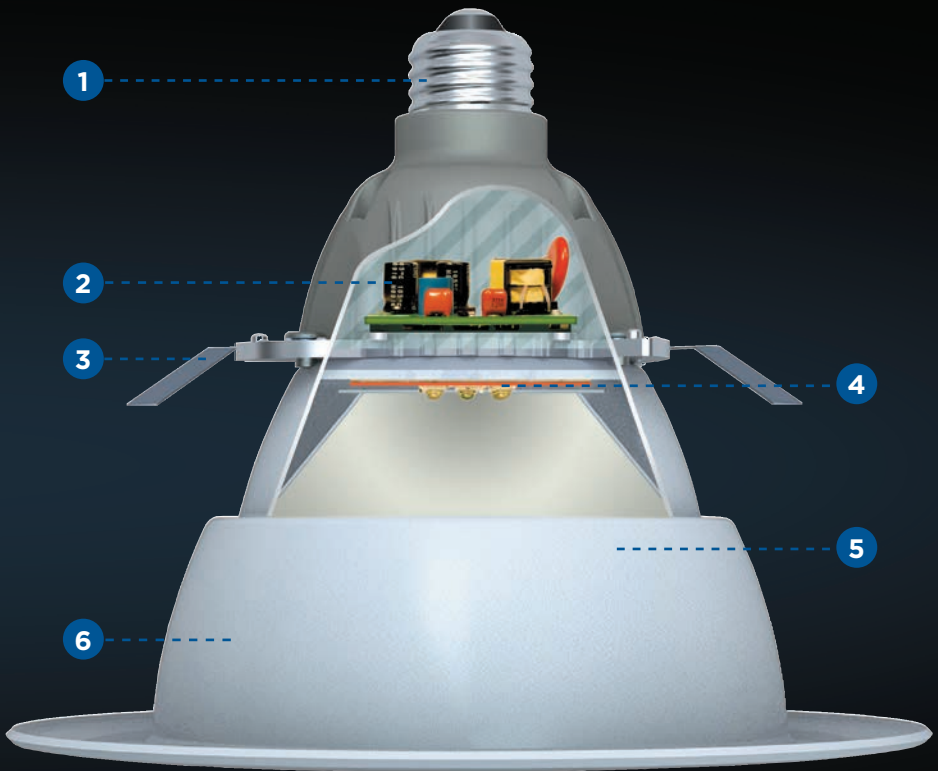
Color Quality (CRI)	Red Content (R9)	Lifetime Color Consistency	Visual Acuity
Good	Good	Good	Good

Footnote:

*Based on typical commercial usage of CR6™ FD @ 9 hours per day and \$0.11 per kWh electric costs and virtually zero maintenance.

Anatomy of CR Series LED Downlights

The Cree Difference



- 1. LAMP BASE:** Available as Edison (E26) or GU24
- 2. INTEGRATED POWER SUPPLY AND DRIVER ELECTRONICS**
- 3. FLIP CLIPS:** Used for installation into 6-inch housings
- 4. CREE LED ARRAY**
 - Cree TrueWhite Technology*
 - Cree® Full Definition Color Quality Technology**
- 5. ADVANCED OPTICAL DIFFUSING LENS**
- 6. LIGHT MIXING CHAMBER**

* CR4™, CR6™

** CR4™ FD, CR6™ FD

Accessory Information

SNAP-IN TRIMS (Only available for CR6™)

Snap-in Trim Kits are available in four standard color options.



CT6A
Silver
Diffuse Finish
Reflector



CT6AW
Wheat
Diffuse Finish
Reflector



CT6AB
Black
Diffuse Finish
Reflector



CT6BB
Flat Black
Diffuse Finish
Reflector



CR6 Installed

6" HOUSINGS (Only available for CR6™, CR6™ FD and LR6™)

The CR6™ downlights fit into a variety of housings from Cree and other manufacturers.



H6 Series
Specification-Grade
Housing



RC6 Series
Commercial-Grade
Housing



RR6 Series
Retrofit Housing

6" MOUNTING KITS (Only available for CR6™, CR6™ FD and LR6™)

The CR6™ downlights fit into a variety of mounting kits for ceiling, pendant or wall mounting.



SC6
Ceiling Mounts



SC6-WM
Wall Mounts



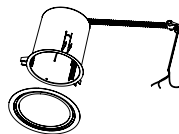
SC6-CM
Cord Mounts

6" COMMERCIAL RETROFIT KITS (Only available for CR6™, CR6™ FD and LR6™)

A field-installable kit to transform the existing commercial-grade downlights into housings ready to accept the CR6™ downlights.




C6
Commercial 120V, Edison Base, "Pan" Adaptor Kit



C6-LSA
Commercial 120V or 277V, Hard-Wire, "Pan" Adaptor Kit

Ordering Information




REPLACES:

- 575L** = 50W BR Incandescent 15W CFL
- 625L** = 65W BR Incandescent 18W CFL
- 800L** = 90W BR Incandescent 26W CFL

Cree TrueWhite®

Example: **CR6-575L-27K-120V-E26**

SERIES	SIZE	LUMENS	CCT	VOLTAGE/ BASE	BASE TYPE	OPTIONS
CR	4 = 4 inch 6 = 6 inch	575L = 575 Lumens 625L = 625 Lumens** 800L = 800 Lumens**	27K - 2700K 30K - 3000K 35K - 3500K 40K - 4000K	120V - 120 Volts	E26 - Edison Base GU24 - GU24 Base (Title 24 Compliant)	D = Specular Reflector*



REPLACES:

- 575L** = 50W BR Incandescent 15W CFL
- 625L** = 65W BR Incandescent 18W CFL

Full Definition

Example: **CR6-575L-27K-120V-E26-FD**

SERIES	SIZE	LUMENS	CCT	VOLTAGE/ BASE	BASE TYPE	LED TECHNOLOGY
CR	4 = 4 inch 6 = 6 inch	575L = 575 Lumens 625L = 625 Lumens**	27K - 2700K	120V - 120 Volts	E26 - Edison Base GU24 - GU24 Base (Title 24 Compliant)	FD - Full Definition

*Only available for 4 inch models

** Only available for 6 inch models

Ordering information is for reference only. Some product configurations are not available. Please consult spec sheets for specific product availability and for further details.

Extended Product Offering



LR Series

- Equivalent up to Twin 26W CFL
- 6" aperture with multiple reflector depths
- Efficacy up to 90 LPW
- Up to 1800 lumens at 20W
- Multiple CCTs at 90 CRI
- Dimmable to 5% (120V)
- Available in 120V only



LR4™

- Equivalent to 50W BR20 Incandescent
- 4" aperture with spun aluminum reflectors
- Efficacy up to 51 LPW
- Up to 540 lumens at 10.5W
- Multiple CCTs at 90 CRI
- Dimmable to 20%
- Available in 120V only



LE6™

- Equivalent up to 32W Fluorescent
- 6" aperture with adjustable lens
- Efficacy up to 42 LPW
- Up to 500 lumens at 12W
- Multiple CCTs at 90 CRI
- Dimmable to 5% (120V)
- Available in 120V only

Cree **IS** LED Lighting.

Visit www.cree.com/lighting

or contact a Cree lighting representative to learn more.

© 2013 Cree, Inc. All rights reserved. For informational purposes only. See www.cree.com/lighting/products/warranty for warranty terms. Cree®, the Cree logo, TrueWhite® and the Cree TrueWhite Technology logo are registered trademarks and CR4™, CR6™, LR6™, LR4™ and LE6™ are trademarks of Cree, Inc. Commercial Energy Star® and the Energy Star logo are registered trademarks of the U.S. EPA.

CAT/FLYR-C002 Rev. Date 06/20/2013

