

PRODUCT SPECIFICATIONS

decora® Universal Occupancy/Vacancy Sensors

Leviton's new line of Occupancy and Vacancy Sensors combine state-of-the-art technology with new aesthetics to provide optimal management of lighting and motor loads and a choice of either Manual-ON (Vacancy Sensor) or Automatic-ON (Occupancy Sensor) switching. These energy-saving sensors are engineered to ensure that lights/motors will turn ON manually or automatically and turn OFF automatically when motion is no longer detected within the covered range. Designed to fit in a standard wallbox, these devices offer 180° Field of View and 900 sq. ft. of coverage.

All models have screw terminals for easy installation and most do not require a neutral wire for connection. The devices feature a time delay setting which allows users the option to delay the lights/motor load from switching off for 30 seconds, 5 minutes, 15 minutes or 30 minutes. For example, closet lighting would ideally be set to turn OFF in 30 seconds while a bathroom fan may be set to turn OFF 15 minutes after the space is vacated.

Featured in the new line is the IPVD6/IPSD6, a dimming sensor providing users the ability to easily adjust lighting levels of compatible dimmable LED, dimmable CFL and Incandescent lamps for energy-efficiency and ambiance. A built-in advanced starting technology ensures instant start-up for hard to start CFLs.

In addition to the Dimming Sensor, the new line offers a selection of occupancy and vacancy sensors with specifications to meet any requirement. The single pole IPV05/IPSO5 and single pole or 3-way IPS15/IPV15 models are ideal for controlling motor loads such as exhaust fans as well as higher wattage lighting loads. They are relay-based, easily replace a standard switch and are discrete in appearance.

Applications

Leviton's Occupancy and Vacancy Sensors can be used in a variety of residential settings including:

Bathrooms
Garages
Hallways
Basements
Utility/Laundry Rooms

Living/Family Rooms
Bedrooms
Dining Rooms
Kitchens



For use with LED, CFL and Incandescent lamps



GENERAL OPERATION

Leviton's sensors use passive infrared (PIR) detection technology to monitor a room for occupancy through a segmented lens. This specialized lens divides the field of view into sensor zones. The sensors are available as Automatic-ON (occupancy) or Manual-ON (vacancy) detectors.

MANUAL-ON OPERATION (Vacancy Sensors)

Vacancy sensors require the user to manually press the push-button to turn loads ON. The loads will remain ON as long as the device detects activity in the sensor zone. The device will not turn loads ON automatically when motion is detected. Loads may be manually turned OFF at any time by pressing the push-button. Leviton vacancy sensors are CA Title 24 compliant.

AUTOMATIC-ON OPERATION (Occupancy Sensors)

Occupancy sensors switch lights ON automatically when motion is detected. The lights will remain ON as long as the device detects activity in the sensor zone. Lights may also be switched OFF at any time by manually pressing the push-button.

All Leviton occupancy sensors feature an override function which, when activated, allows the device to operate as a vacancy sensor.

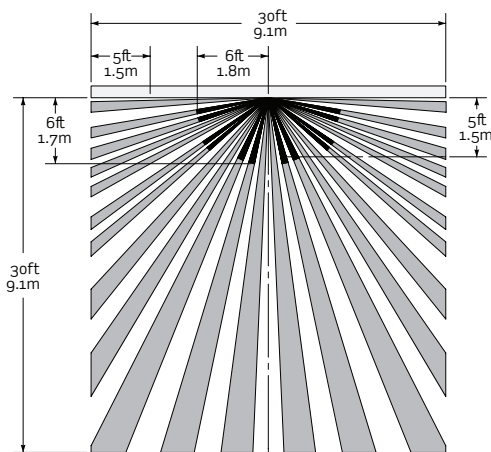
PRODUCT SPECIFICATIONS

Features and Benefits

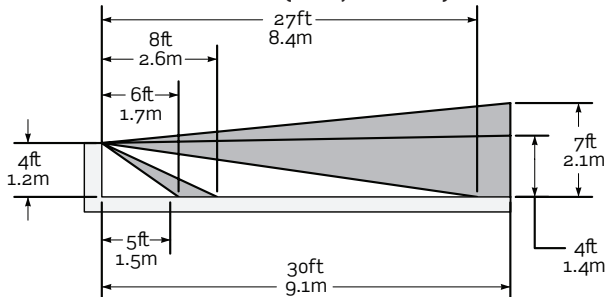
- All models available in Manual-ON or Automatic-ON providing users the option to choose the functionality that best suits their needs
- Screw terminals for easier installation
- Variety of models for control of LED, CFL, Incandescent, Halogen or Motor loads
- Provides 180° Field of View, 900 sq. ft. coverage making these devices suitable for use in large areas such as basements, garages and living rooms
- Low profile design blends in with walls for a discreet appearance
- Ambient light override prevents occupancy sensors from switching the lights ON when there is ample natural sunlight
- Adjustable delayed OFF time which can be set for 30 seconds, 5 minutes, 15 minutes or 30 minutes for effective energy management
- Neutral not required in most models for ease of installation in remodel or new construction
- CA Title 20 Compliant*
- IPVo5, IPVD6 and IPV15 are CA Title 24 Compliant
- Contemporary styling in line with Leviton's Decora® line of wiring devices
- Compatible with Decora screwless wallplates
- Color change kits are available providing easy coordination with other room elements and the ability to update the look of the device with changes in décor

SENSING AREA COVERAGE

Field-of-View (Horizontal)



Field-of-View (Side, Vertical)



Dimming Sensor - IPSD6 / IPVD6

- Offers maximum energy savings by combining the functionality of a sensor with the versatility and ambiance control of a dimmer
- Single pole or 3-way when used with a 3-way switch
- Compatible with dimmable LED, dimmable CFL and Incandescent loads
- Ideal for adjusting lighting loads to create ambiance or to provide appropriate task lighting

Relay Sensor - IPS05 / IPV05

- Single pole only
- Compatible with LED, CFL, Incandescent, and Fluorescent loads
- Ideal for lighting loads, bath fans and other Motor controls throughout the home
- Relay-based sensor for reliable switching of desired load
- No neutral required for ease of installation in homes where neutral is not available

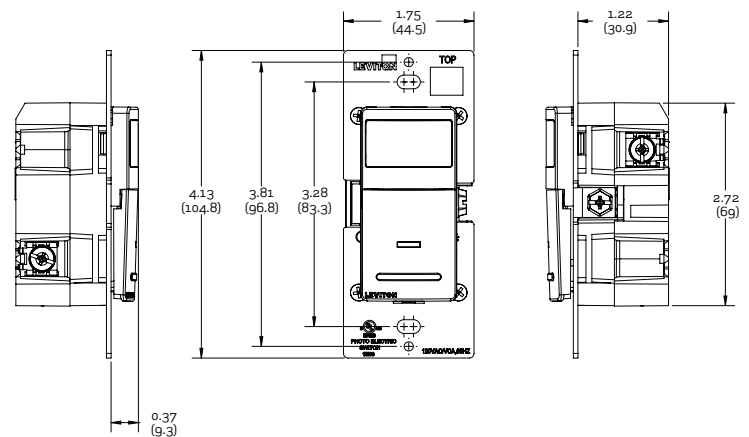
Relay Sensor - IPS15 / IPV15

- Single pole or 3-way when used with IPVoR sensor remote or with VPoS SR Vizia + switch remote
- For use with LED, CFL, Incandescent, Fluorescent Ballast or Motor loads
- Ideal for higher power lighting and motor loads
- Neutral required for installations in new construction or where the neutral wire is accessible
- Relay-based sensor provides reliable switching of desired load
- IPVoR sensor remote
 - Manual ON occupancy sensor remote
 - 180°, 900 sq. ft. coverage

Warranty Information

Five-year limited warranty

Dimensional Drawings



*Items meet California code of regulation Title 20, required Feb. 1, 2013

PRODUCT SPECIFICATIONS

Specifications At-A-Glance

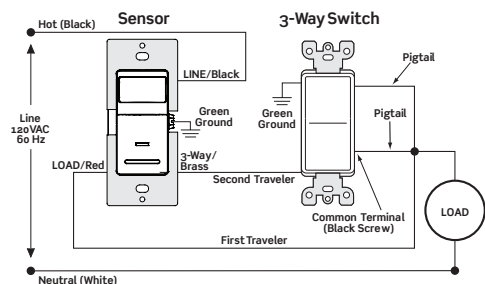
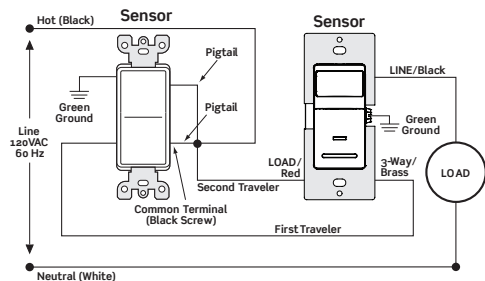
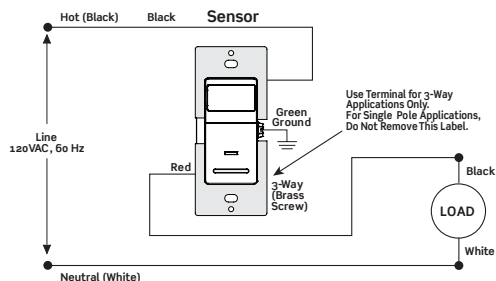
	IPSo5	IPVo5	IPSD6	IPVD6	IPS15	IPV15
Voltage, frequency 120VAC, 60 Hz	•	•	•	•	•	•
Load Rating						
LED	150W	150W	150W	150W	600W	600W
CFL	150W	150W	150W	150W	600W	600W
Incandescent/Halogen	600W	600W	600W	600W	1800W	1800W
Motor	1/6 hp	1/6 hp	-	-	1/2 hp	1/2 hp
Fluorescent Ballast	600W	600W	-	-	1800VA	1800VA
Resistive	5 amps	5 amps	-	-	-	-
Mechanical						
Neutral Required for Operation	No	No	No	No	Yes	Yes
Ground Required for Operation	Yes	Yes	No	No	No	No
Switching Technology	Relay	Relay	Triac	Triac	Relay	Relay
Single Pole/3-Way or Single Pole	Single Pole	Single Pole	Single Pole/3-Way	Single Pole/3-Way	Single Pole/3-Way	Single Pole/3-Way
Features						
180°, 900 Sq. Ft. Coverage	•	•	•	•	•	•
Passive Infrared Sensing Technology	•	•	•	•	•	•
30s, 5m, 15m, 30m Time Delay	•	•	•	•	•	•
Ambient Light Override	•		•		•	
Auto/Manual ON	Auto ON	Manual ON	Auto ON	Manual ON	Auto ON	Manual ON
Certifications						
UL	•	•	•	•	•	•
CA Title 24 Code Compliance		•		•		•
CA Title 20 Code Compliance*	•	•	•	•	•	•
Environmental						
Operating Temperature 0°C to 40°C	•	•	•	•	•	•
Relative Humidity 20% to 90% non- condensing	•	•	•	•	•	•
Storage Temperature -10°C to 85°C	•	•	•	•	•	•

*Items meet California Code of Regulation Title 20, required Feb. 1, 2013

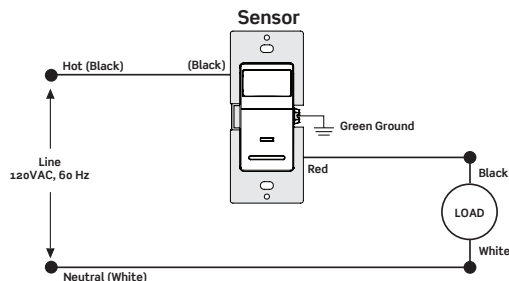
PRODUCT SPECIFICATIONS

Wiring Diagrams

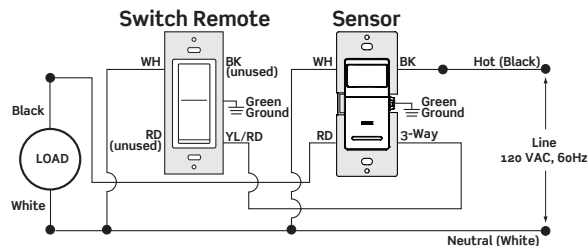
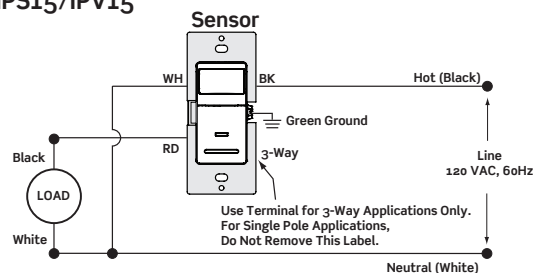
IPVD6/IPSD6



IPSo5/IPVo5



IPS15/IPV15



Ordering Information:

Description	Rating (120VAC)	Cat. No.	Color
Relay Vacancy Sensor, single pole, 180° Field of View, 900 sq. ft. coverage	600W Incand/FL Ballast 150W LED/CFL, 1/6 HP Motor	IPVo5	Z
Relay Occupancy Sensor, single pole, 180° Field of View, 900 sq. ft. coverage	600W Incand/FL Ballast 150W LED/CFL, 1/6 HP Motor	IPSo5	Z
Dimming Vacancy Sensor, single pole or 3-Way, 180° Field of View, 900 sq. ft. coverage	600W Incand 150W LED/CFL	IPVD6	Z
Dimming Occupancy Sensor, single pole or 3-Way, 180° Field of View, 900 sq. ft. coverage	600W Incand 150W LED/CFL	IPSD6	Z
Relay Vacancy Sensor, single pole or 3-Way, 180° Field of View, 900 sq. ft. coverage, neutral required	1800W Incand, 600W LED/CFL, 1800VA Magnetic Ballast, 1/2 HP	IPV15	Z
Relay Occupancy Sensor, single pole or 3-Way, 180° Field of View, 900 sq. ft. coverage, neutral required	1800W Incand, 600W LED/CFL, 1800VA Magnetic Ballast, 1/2 HP	IPS15	Z
Sensor Remote, 120VAC, Manual-ON, Auto-OFF	For use with IPS15 or IPV15 Sensor	IPVoR	Z

Z - Comes packaged with three colors: White, Ivory and Light Almond.

Leviton Manufacturing Co., Inc.



© 2012 Leviton Manufacturing Co., Inc. All rights reserved.



G-8761/G12-dp