

Product Specifications



LED Wall Pack

40W LED Wall Pack
EO-WP-40(E)

FEATURES

- System Light Efficacy 81 LPW
- Easy Installation & Maintenance
- IP65
- Five Years Warranty
- ETL
- Includes optional shade

TYPICAL APPLICATIONS

- Security Lighting
- Pedestrian Lighting

SPECIFICATIONS

PERFORMANCE

LED Chip	LIGHTNING T3C
Lumen Output (IES)	3,240 lm
Power Consumption	40 W
Efficacy (IES)	81 lm/W
Color Temperature	5000K
CRI	≥80
Lumen Maintenance	L70>54,000 hours (Calculated Using TM-21 Calculator)
Input Voltage	100-277 VAC
Power Factor	0.95 minimum

ENVIRONMENTAL

IP Rating	IP65
Operating Temperature	-30 to 45°C (-22 to 113°F)
Storing Temperature	-40 to 80°C (-40 to 167°F)
Humidity	15% to 95% RH

PHYSICAL

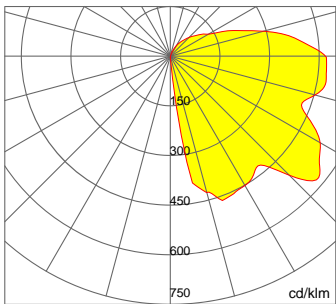
Dimensions (L×W×H)	334×234×297mm (13.1×9.2×11.7 in) (SHADED)
Weight	5.2 kg (11.5 lbs) (SHADED)
Mounting Options	Wall Mount
Fixture Material	Aluminum Alloy

WARRANTY

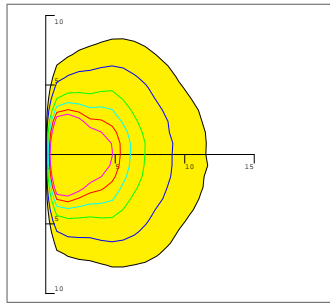
5 Years

Photometrics

NON SHADED



0.0~180.0



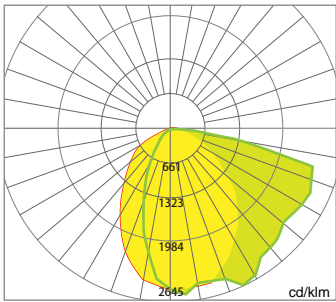
Mounting Hight 4m, 0 Tilt,
50LUX-5LUX

Illumination

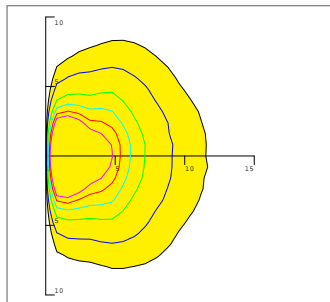
Height	Light Spot	LUX
4m	7 × 7m	131LUX
4.5m	8 × 8m	103LUX
5m	10 × 10m	83LUX
5.5m	11 × 11m	69LUX
6m	13 × 13m	58LUX

Beam Angle (50% max)	120 DEG
Luminous Flux (IES)	3,240 lm
Light Efficacy (IES)	81 lm/W
Cutoff Classification	Semi-Cutoff

SHADED



0.0~180.0



Mounting Hight 4m, 0 Tilt,
50LUX-5LUX

Illumination

Height	Light Spot	LUX
4m	7 × 7m	131LUX
4.5m	8 × 8m	103LUX
5m	10 × 10m	83LUX
5.5m	11 × 11m	69LUX
6m	13 × 13m	58LUX

Beam Angle (50% max)	120 DEG
Luminous Flux (IES)	3,080 lm
Light Efficacy (IES)	77 lm/W
Cutoff Classification	Full-Cutoff

Mounting Options

Wall Mount

