

LED PAR

LED PAR20, PAR30LN AND PAR38

The PLT LED PAR lamps combine the classic styling of traditional PAR lamps with the advanced technology of Chip-on-Board (COB) LEDs and custom designed optics. This provides a light-weight, energy saving, dimmable LED lamp with the form, fit and function of a traditional halogen PAR lamp.

These dimmable LED PAR lamps are designed to replicate the shape and light output of halogen PAR lamps, but offer serious energy-saving benefits. These PAR lamps utilize tightly-binned, Japanese-made Chip On Board COB LEDs and an advanced optical design with multi-faceted reflectors for superior beam control and reduced glare. This allows for the reduction of striations and shadows often found in the beam patterns of lamps with multiple LEDs.

PLT LED PARs also have a special thermal design that allows air to flow through the inside and outside of the lamp and over the heat sink to maintain proper thermal management of the LEDs. This maintains a quality light output while ensuring long life. This unique air flow design cools the lamp without the use of unappealing heat sink fins or expensive and energy consuming internal fans.

All PLT LED PAR lamps are ENERGY STAR certified and they operate on 120V with Warm White (2700K and 3000K) color temperatures. They are available in Narrow Flood and Flood beam angles in PAR20, PAR30LN and PAR38 lamp types.



FEATURES & BENEFITS:

- Energy Saving
- Dimmable
- Direct Replacement for Halogen PAR Lamps
- Chip On Board LED for Better Beam Control
- Unique Optical Design for Improved Beam Photometry
- Special Air Cooling Design for Premium Thermal Management Without Fins or Fans
- Wet Location Rated for PAR30LN and PAR38
- Long Life: 40,000 Hours
- Application Friendly: UV Free & IR Free
- Environmentally Friendly: Mercury Free, Lead Free & RoHS Compliant
- 5-Year Warranty

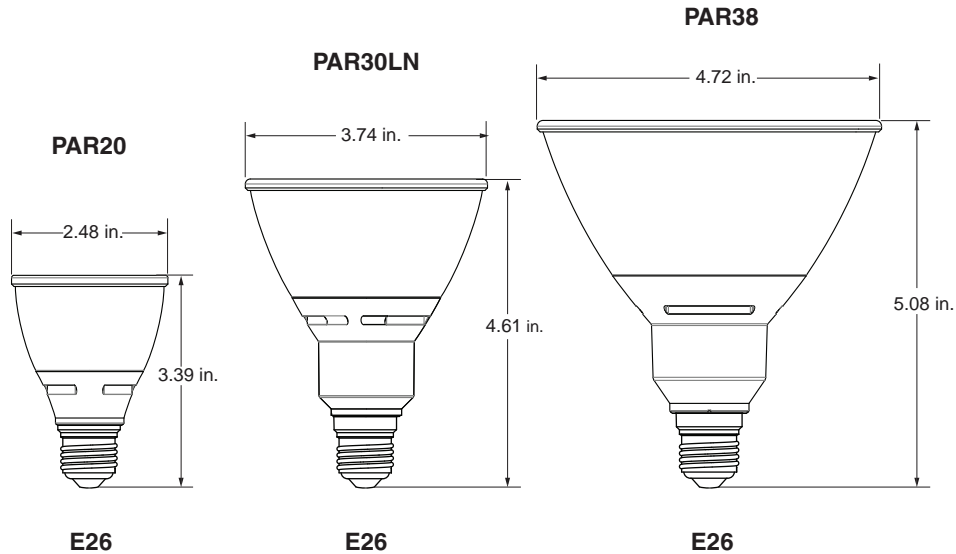
APPLICATIONS:

- Recessed Lighting
- Track Lighting
- Display Lighting
- Accent Lighting
- Art Gallery & Museum Lighting
- Office Lighting
- Hospitality Lighting

Qualifications:



LED PAR



Watts (W)	Ordering Code	Lamp Description	Bulb Type	Volts (V)	Color Temp (K)	Beam Angle	Lumens* (lm)	Max CP* (cd)	CRI	Avg** Life (h)	Case Qty
8	PLT-10133	★ 8W LED PAR20, NFL25, WW30	PAR20	120	3000	25°	470	1577	80+	40000	12
14	PLT-10135	★ 14W LED PAR30LN, NFL25, WW27	LNPAR30	120	2700	25°	800	2910	80+	40000	6
14	PLT-10134	★ 14W LED PAR30LN, FL40, WW27	LNPAR30	120	2700	40°	800	1440	80+	40000	6
14	PLT-10136	★ 14W LED PAR30LN, NFL25, WW30	LNPAR30	120	3000	25°	835	3025	80+	40000	6
16	PLT-10137	★ 16W LED PAR38, FL40, WW27	PAR38	120	2700	40°	950	1800	80+	40000	6
19	PLT-10138	★ 19W LED PAR38, NFL25, WW30	PAR38	120	3000	25°	1250	4424	80+	40000	6

* Photometric data is based on LM-79 tests.

** Average life based on 70% lumen maintenance. LM-80 data available.

★ ENERGY STAR Certified

Specifications may be subject to change without prior notice.

Electrical Specifications:

Driver: High Efficiency

Power Factor: 8W-13W = 0.70 / 18W = 0.90

See www.1000bulbs.com for dimmer compatibility options.

CAUTION:

The lamp may not be compatible with all dimmers. Check www.1000bulbs.com to find up to date dimmer compatibility options. Use only 120V 60Hz circuits. Do not open. No user serviceable parts inside. Use is not recommended where exposed to weather, outdoor usage requires an enclosed fixture. The device is not intended for use with emergency exit fixtures, emergency exit lights, photo controls, electric timers. Fully enclosed or recessed fixtures must contain proper ventilation. Reliable Operating temperature is -4° F to 113° F. This device complies with Part 15 of the FCC Rules. Operation is subject to the following two conditions: (1) this device may not cause harmful interference, and (2) this device must accept any interference received, including interference that may cause undesired operation.

Photometrics and Spectral Distribution Charts 2700K

Code# PLT-10135

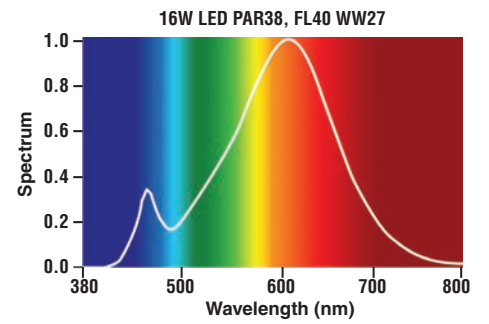
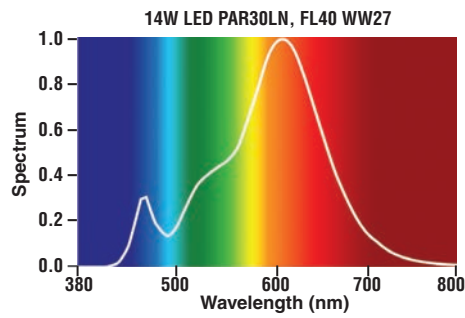
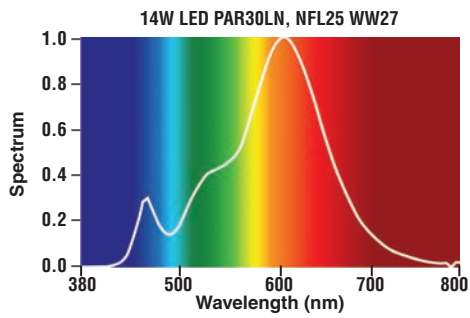
ø(ft)	H(ft)	E(fc)
1.1	3.3	333.60
2.3	6.6	83.39
3.4	9.8	37.06
4.5	13.1	20.85
5.7	16.4	13.34
25°		14W
14W LED PAR30LN, NFL25 WW27		

Code# PLT-10134

ø(ft)	H(ft)	E(fc)
2.0	3.3	134.40
4.0	6.6	33.59
6.0	9.8	14.93
8.1	13.1	8.40
10.1	16.4	5.37
40°		14W
14W LED PAR30LN, FL40 WW27		

Code# PLT-10137

ø(ft)	H(ft)	E(fc)
2.2	3.3	115.62
4.5	6.6	28.90
6.7	9.8	12.85
9.0	13.1	7.23
11.2	16.4	4.62
40°		16W
16W LED PAR38, FL40 WW27		



Photometrics and Spectral Distribution Charts 3000K

Code# PLT-10133

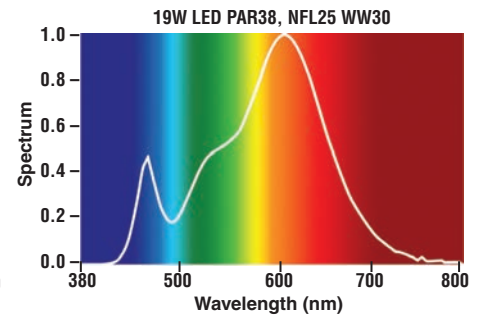
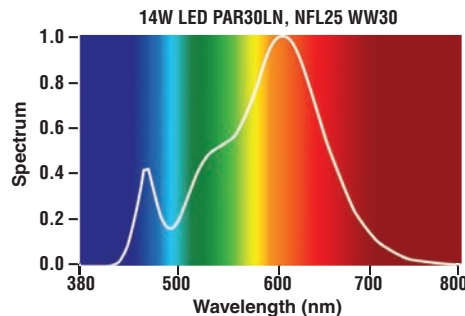
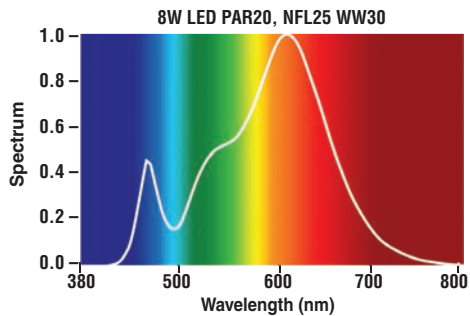
ø(ft)	H(ft)	E(fc)
1.4	3.3	147.30
2.8	6.6	36.83
4.2	9.8	16.37
5.6	13.1	9.21
7.0	16.4	5.89
25°		8W
8W LED PAR20, NFL25 WW30		

Code# PLT-10136

ø(ft)	H(ft)	E(fc)
1.4	3.3	284.10
2.8	6.6	71.04
4.2	9.8	31.57
5.5	13.1	17.76
6.9	16.4	11.37
25°		14W
14W LED PAR30LN, NFL25 WW30		

Code# PLT-10138

ø(ft)	H(ft)	E(fc)
1.4	3.3	420.20
2.8	6.6	150.00
4.3	9.8	46.69
5.7	13.1	26.26
7.1	16.4	16.81
25°		19W
19W LED PAR38, NFL25 WW30		



LED PAR

Lighting Facts 2700K

Code# PLT-10135
14W LED PAR30LN, NFL25 WW27

Lighting Facts/ Faits d'éclairage	
Per Bulb/Par l'ampoule	
Brightness/Luminosité	800 lumens
Estimated Yearly Energy Cost/ Coût énergétique annuel estimé	\$1.69
Based on 3 hrs/day, 11¢/kWh. Cost depends on rates and use. /Basé sur 3 heures/jour, 11¢/kWh. Les coûts dépendent du tarif et de la fréquence d'utilisation.	
Life/Vie	36 years/ans
Based on 3 hrs/day. /Basé sur 3 heures/jour.	
Light Appearance/Apparence de l'éclairage	
Energy Used/Énergie utilisée	14 watts

Code# PLT-10134
14W LED PAR30LN, FL40 WW27

Lighting Facts/ Faits d'éclairage	
Per Bulb/Par l'ampoule	
Brightness/Luminosité	800 lumens
Estimated Yearly Energy Cost/ Coût énergétique annuel estimé	\$1.69
Based on 3 hrs/day, 11¢/kWh. Cost depends on rates and use. /Basé sur 3 heures/jour, 11¢/kWh. Les coûts dépendent du tarif et de la fréquence d'utilisation.	
Life/Vie	36 years/ans
Based on 3 hrs/day. /Basé sur 3 heures/jour.	
Light Appearance/Apparence de l'éclairage	
Energy Used/Énergie utilisée	14 watts

Code# PLT-10137
16W LED PAR38, FL40 WW27

Lighting Facts/ Faits d'éclairage	
Per Bulb/Par l'ampoule	
Brightness/Luminosité	950 lumens
Estimated Yearly Energy Cost/ Coût énergétique annuel estimé	\$1.93
Based on 3 hrs/day, 11¢/kWh. Cost depends on rates and use. /Basé sur 3 heures/jour, 11¢/kWh. Les coûts dépendent du tarif et de la fréquence d'utilisation.	
Life/Vie	36 years/ans
Based on 3 hrs/day. /Basé sur 3 heures/jour.	
Light Appearance/Apparence de l'éclairage	
Energy Used/Énergie utilisée	16 watts

Lighting Facts 3000K

Code# PLT-10133
8W LED PAR20, NFL25 WW3000K

Lighting Facts/ Faits d'éclairage	
Per Bulb/Par l'ampoule	
Brightness/Luminosité	470 lumens
Estimated Yearly Energy Cost/ Coût énergétique annuel estimé	\$0.96
Based on 3 hrs/day, 11¢/kWh. Cost depends on rates and use. /Basé sur 3 heures/jour, 11¢/kWh. Les coûts dépendent du tarif et de la fréquence d'utilisation.	
Life/Vie	36 years/ans
Based on 3 hrs/day. /Basé sur 3 heures/jour.	
Light Appearance/Apparence de l'éclairage	
Energy Used/Énergie utilisée	8 watts

Code# PLT-10136
14 LED PAR30LN NFL25, WW30

Lighting Facts/ Faits d'éclairage	
Per Bulb/Par l'ampoule	
Brightness/Luminosité	835 lumens
Estimated Yearly Energy Cost/ Coût énergétique annuel estimé	\$1.69
Based on 3 hrs/day, 11¢/kWh. Cost depends on rates and use. /Basé sur 3 heures/jour, 11¢/kWh. Les coûts dépendent du tarif et de la fréquence d'utilisation.	
Life/Vie	36 years/ans
Based on 3 hrs/day. /Basé sur 3 heures/jour.	
Light Appearance/Apparence de l'éclairage	
Energy Used/Énergie utilisée	14 watts

Code# PLT-10138
19W LED PAR38, NFL25 WW30

Lighting Facts/ Faits d'éclairage	
Per Bulb/Par l'ampoule	
Brightness/Luminosité	1250 lumens
Estimated Yearly Energy Cost/ Coût énergétique annuel estimé	\$2.29
Based on 3 hrs/day, 11¢/kWh. Cost depends on rates and use. /Basé sur 3 heures/jour, 11¢/kWh. Les coûts dépendent du tarif et de la fréquence d'utilisation.	
Life/Vie	36 years/ans
Based on 3 hrs/day. /Basé sur 3 heures/jour.	
Light Appearance/Apparence de l'éclairage	
Energy Used/Énergie utilisée	19 watts