

5-6" DOWNLIGHT 18W TITANIUM CRI^{SP} LED SERIES



CRI^{SP}



18W REPLACES




100W Inc.

80% Energy Savings

\$263 Savings per lamp*

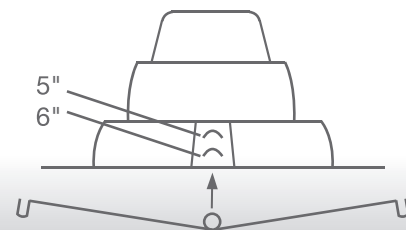
- ⌚ Suitable for installation in 5" or 6" housing
- ⌚ Wet location rated
- ⌚ Exceptional color rendering CRI 90
- ⌚ Richer reds and natural skin tones (R9 55, R13 94)
- ⌚ Smooth dimming with existing dimmers
- ⌚ GU24 connector available



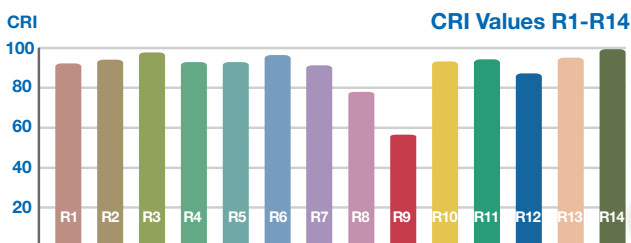
DOWNLIGHT PRODUCT FEATURES

5-6" Housing Installation

This downlight is suitable for use in most standard 5" and 6" housings that have spring retaining brackets. Simply adjust the mounting springs accordingly for easy installation.



Exceptional Color Rendering



The CRI^{SP} SERIES DOWNLIGHT 18W lamp features a typical CRI 90, R9 55 and R13 94, providing crisp and vibrant colors across the whole spectrum. Its exceptional R9-R14 values (R9 & R13) provide redder reds, natural looking skin tones and whiter whites. In addition, this lamp's color temperatures fall within a 4-step Macadam ellipse to ensure minimal color deviation across lamps.

5-6" DOWNLIGHT 18W TITANIUM CRI^{SP} LED SERIES



APPLICATIONS

General Lighting



Recessed Lighting



Accent Lighting



SPECIFICATIONS**

Product Model	97994 18DL6DIM/927	97995 18DL6DIM/930	97996 18DL6DIM/940
Type	5-6" Downlight	5-6" Downlight	5-6" Downlight
Base	E26 / LED Adapter (GU24 optional)	E26 / LED Adapter (GU24 optional)	E26 / LED Adapter (GU24 optional)
Power (W)	18	18	18
Voltage - Frequency	120V 60Hz	120V 60Hz	120V 60Hz
Color Temp. (ANSI)	Warm White 2700K	Halogen White 3000K	Cool White 4000K
CRI (Ra)	90	90	90
R9 / R13 (typ.)	55 / 94	55 / 94	55 / 94
Typical lumens (lm)	1260	1260	1260
Efficacy (LPW)	70	70	70
Beam Angle	100°	100°	100°
Dimmable	Yes***	Yes***	Yes***
Housing Compatibility	Most 5" and 6" housing	Most 5" and 6" housing	Most 5" and 6" housing
Power Factor	0.9	0.9	0.9
Rated Lifetime - L70 (hrs.)	50,000	50,000	50,000
Dia. x MOL	7.52"x3.03"(191x77mm)	7.52"x3.03"(191x77mm)	7.52"x3.03"(191x77mm)
Weight (lb. / g)	0.58lb. / 263g	0.58lb. / 263g	0.58lb. / 263g

* Savings per lamp based on \$0.11 / kw energy cost, 12 hrs / day lamp usage, \$4 incandescent with 1000-hr lifetime, \$22 LED with 50,000-hr lifetime

** Specification data is preliminary and may be subject to change

*** List of tested dimmer switches available on website