

MAXLITE PLUG-AND-PLAY LIGHTBARS



LED SELF-DRIVEN & DIMMING LIGHTBARS

The MaxLED LED Lightbar is a flexible lighting source that is easy to install in custom applications including:

Commercial:

- Sports Book/gaming
- General cove lighting
- Accent and indirect lighting
- Wall washing

Residential:

- Kitchen & under cabinet
- General cove lighting
- Accent and Indirect lighting
- Base cabinet toe kick

FEATURES:

- Dimmable 100% - 15%
- Links together with connector for uninterrupted long runs
- Pressure clips and double sided tape make installation a snap. Special tools not required for most installations
- Hardwire and Plug in configurations allow Lightbars to adapt installation needs for any situation
- Architectural grade diffuser eliminates unsightly hot spots and ensures an even, pleasing distribution of light
- Leading edge efficacy is superior to CFL and halogen alternatives
- Premium performance in an easy to conceal enclosure
- 100 degree beam angle provides even illumination
- Product is protected by MaxLite's 5 year Limited Warranty

CONSTRUCTION:

Enclosure: MaxLED's line voltage Lightbars are constructed from high quality extruded aluminum.

- Dry location listed

Diffuser: Custom diffuser optimizes light distribution and conceals LEDs from view.

- Dimming: See complete list on page 2

Driver: Integral low voltage driver maximizes efficiency without sacrificing light output

- 120 Vac operation at 60Hz

Finish: Durable powder coated finish ensures Lightbars maintain a sleek appearance in all installations

PROJECT NAME	
CATALOG NUMBER	
NOTES	
FIXTURE TYPE	ROOM SCHEDULE



ACCESSORIES:



71219- MLSDLBJL40G
Joiner lead 40" w/ 2 plugs



71221- MLSDLBJL70G
Joiner lead 70" w/1 plug hard wire



71225- MLSDLBLC48G
Line cord 48" w/ molded plug to demonstrate lightbars



71631- MLSDLBCONNSS
Lightbar connection box - Unpainted

71645- MLSDLBCONNSSW
Lightbar connection box - painted

The manufacturer has certified this product to the California Energy Commission in accordance with California law.



Luminaire Ordering Information:

WATTS	ORDER CODE	MODEL NUMBER	DELIVERED LUMENS	LUMENS PER WATT	LAMP LIFE (Hrs.)	DIMENSIONS (L" x W" x H")	CCT
3.1	71217	MLSDLB9627LED	125	40	50,000	6" x 0.79" x 0.84"	2700
3.1	71218	MLSDLB9650LED	152	47	50,000	6" x 0.79" x 0.84"	5000
3.6	71215	MLSDLB1227LED	181	50	50,000	12" x 0.79" x 0.84"	2700
3.6	71216	MLSDLB1250LED	198	55	50,000	12" x 0.79" x 0.84"	5000
6.1	71213	MLSDLB1827LED	285	47	50,000	12" x 0.79" x 0.84"	2700
6.1	71214	MLSDLB1850LED	312	53	50,000	12" x 0.79" x 0.84"	5000
8.6	71211	MLSDLB3327LED	467	54	50,000	12" x 0.79" x 0.84"	2700
8.6	71212	MLSDLB3350LED	503	58	50,000	12" x 0.79" x 0.84"	5000

Lighting layouts and spacing criteria available upon request

- All claims are backed by LM-80 and LM-79 test reports. Visit Maxlite.com to download copies of test reports.

MAXLITE PLUG-AND-PLAY LIGHTBARS

LED SELF-DRIVEN & DIMMING LIGHTBARS



ACCESSORIES INCLUDED:



4" corner joiner for continuous runs



Bar to Bar joiner



Quick clip mounting bracket and screws









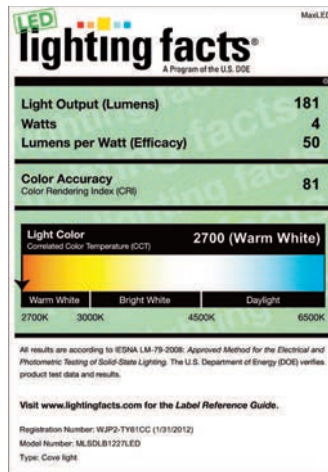

Alternative mounting option double sided tape

RECOMMENDED DIMMERS: (Use standard Triac Dimmer with shut off at 1.8W)

2 wire Triac Phase	3 wire electronic
Leviton 1K2105	Smart Home 2876D
Lutron CFL/LED TTCL-100	
Leviton IPL06-10Z	

LIGHTBAR RECOMMENDED LINKING	
Model	Linked Qty.
MLSDLB96	80
MLSDLB12	70
MLSDLB18	50
MLSDLB33	30

*Please consult your dimmer control manufacturer for low level voltage uses. Lightbars may represent wattage levels too low for smooth dimming operations for some controls. The total linking represented here represents practical limits per lightbar construction. Please note, mixing wattages in a linked series may result in uneven dimming or illumination levels along your linked series of lightbars.



The manufacturer has certified this product to the California Energy Commission in accordance with California law.

