

A19 10W DIM. TITANIUM LED SERIES



PRO



10W REPLACES



75W
Inc.

80% Energy Savings

\$178 Savings
per lamp*

- Compact form factor fits all A-lamp applications
- Omnidirectional beam angle
- Exceptional efficacy 110 LPW in Soft White
- Suitable for use in totally enclosed fixtures
- 40% more energy savings than CFL
- Comfortable warm diffused light



LM 79

LM 80


TM 21



25,000 H



DIMMABLE



110

LPW


EFFICACY



3 YR
WARRANTY



82
CRI (Ra)



ENCLOSED**

A19 PRODUCT FEATURES

Suitable for Enclosed Fixtures

This A19 is suitable for use in totally enclosed fixtures and capable of operating in a broad range of applications. Whether it is installed in fully enclosed flushmounts or sconces, this lamp's advanced thermal design ensures optimal performance over the course of its lifetime.



Smooth & Compact Form Factor



PREVIOUS GENERATION

NEW GENERATION

This A19 features a newly designed smooth heatsink for a traditional A-lamp shape. Its sleek design and omnidirectional light output make it an ideal choice for all A-lamp applications including general lighting, downlighting and uplighting.

A19 10W DIM. TITANIUM LED SERIES

APPLICATIONS


General Lighting



Downlighting



Uplighting



SPECIFICATIONS

Product	97964	97965	97966
Model	10A19DIM/827	10A19DIM/830	10A19DIM/840
Type	A19	A19	A19
Base	E26	E26	E26
Power (W)	10	10	10
Voltage - Frequency	120V 60Hz	120V 60Hz	120V 60Hz
Color Temp. (ANSI)	Soft White 2700K	Warm White 3000K	Natural White 4000K
CRI (Ra) (typ.)	82	82	82
Typical lumens (lm)	1100	1150	1200
Efficacy (LPW)	110	115	120
Beam Angle	240°	240°	240°
Dimmable	Yes	Yes	Yes
Power Factor	0.9	0.9	0.9
Rated Lifetime - L70 (hrs.)	25,000	25,000	25,000
Dia. x MOL	2.36"x4.61" (60x117mm)	2.36"x4.61" (60x117mm)	2.36"x4.61" (60x117mm)
Weight (lb. / g)	0.26lb. / 117g	0.26lb. / 117g	0.26lb. / 117g

* Savings per lamp based on \$0.11 / kw energy cost, 12 hrs / day lamp usage, \$2 incandescent with 1000-hr lifetime, \$22 LED with 25,000-hr lifetime
 ** Suitable for use in totally enclosed fixtures

*** Suitable for damp locations. Not for use where directly exposed to weather or water