

LED WALL PACKS



FEATURES

- System Light Efficacy 81 LPW
- Easy Installation & Maintenance
- IP65
- Five Years Warranty
- ETL Part Number: PLTE131X
DLC Part Number: PLTE1313
- Optional Shade Included for Field Installation




50% ENERGY EFFICIENCY & LONG LIFE

TYPICAL PAYBACK OF 1 - 3 YEARS

SKU #	Kelvin	Lumens	CRI	Wattage	Voltage	DLC?	Mounting	Life Hours	Warranty
-------	--------	--------	-----	---------	---------	------	----------	------------	----------

PLT-10836	4000	8000	80	90	100-277	YES	WALL	54000	5 years
-----------	------	------	----	----	---------	-----	------	-------	---------

ADDITIONAL PHOTOS



THREADED
CONDUIT HOLES

ELECTRICAL BOX
MOUNTING HOLES



LEDs



MOUNTING
BRACKET

FEATURES

- Easy Installation & Maintenance
- System Light Efficacy 89 LPW
- Optional Shade Included for Field Installation

TYPICAL APPLICATIONS

- Security Lighting
- Pedestrian Lighting

WARRANTY

WARRANTY 5 Years

SPECIFICATIONS

PERFORMANCE

8000 Lumen Output (IES)
90W Power Consumption
>89lm/W Efficacy (IES)
4000K Color Temperature
≥80 CRI
L70>54,000 hours Lumen Maintenance
100-277 VAC Input Voltage
0.95 minimum Power Factor

ENVIRONMENTAL

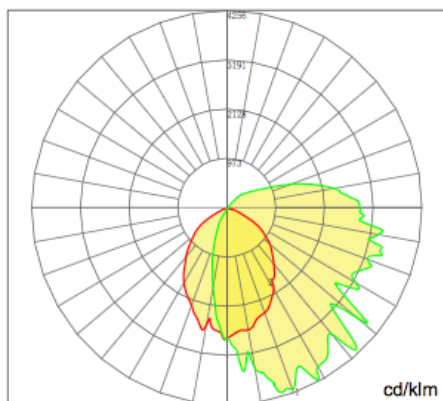
IP65 IP Rating
-30 to 45°C Operating Temperature

PHYSICAL

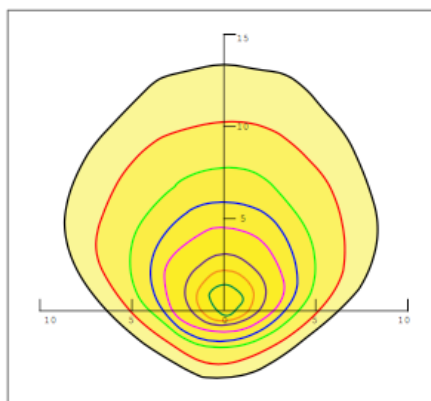
Dimensions (18.1 x 8.6 x 10.3in)
Weight 8.2kg



PHOTOMETRICS



0.0~180.0



Mounting Hight 4m, 0 Tilt,
50LUX-5LUX

Illumination

Height	Light Spot	LUX
2m	3.4×6m	583LUX
4m	6.8×12m	145LUX
6m	10.2×18.1m	64LUX
8m	13.5×24.1m	36LUX
10m	16.9×30.1m	23LUX