

Ultra-slim Flood Light

FL-010/20/30/50-AW-S

FL-050/70/100-AW-S



Description:

This flood light series saves up to 50% in energy costs when compared to a high intensity discharge lamp, and it also reduces maintenance costs and carbon emission. The flood light is combined with LED cutting-edge technology and has a unique optical design equal to HID lighting sources.

Features:

1. Waterproof design, easy to assemble
2. Die-casting aluminum alloy lamp body, high toughened glass cover; solid and durable; corrosion-proof;
3. High efficiency thermal management, LEDs and power supply work in low temperature, and high stability of continuous operating.
4. Instant on/off, no flicker and glare; high CRI
5. Compact appearance. easy to install and transport.
6. Includes a power cord with a length of 19.5 +/- 2 inches

Technical parameters:

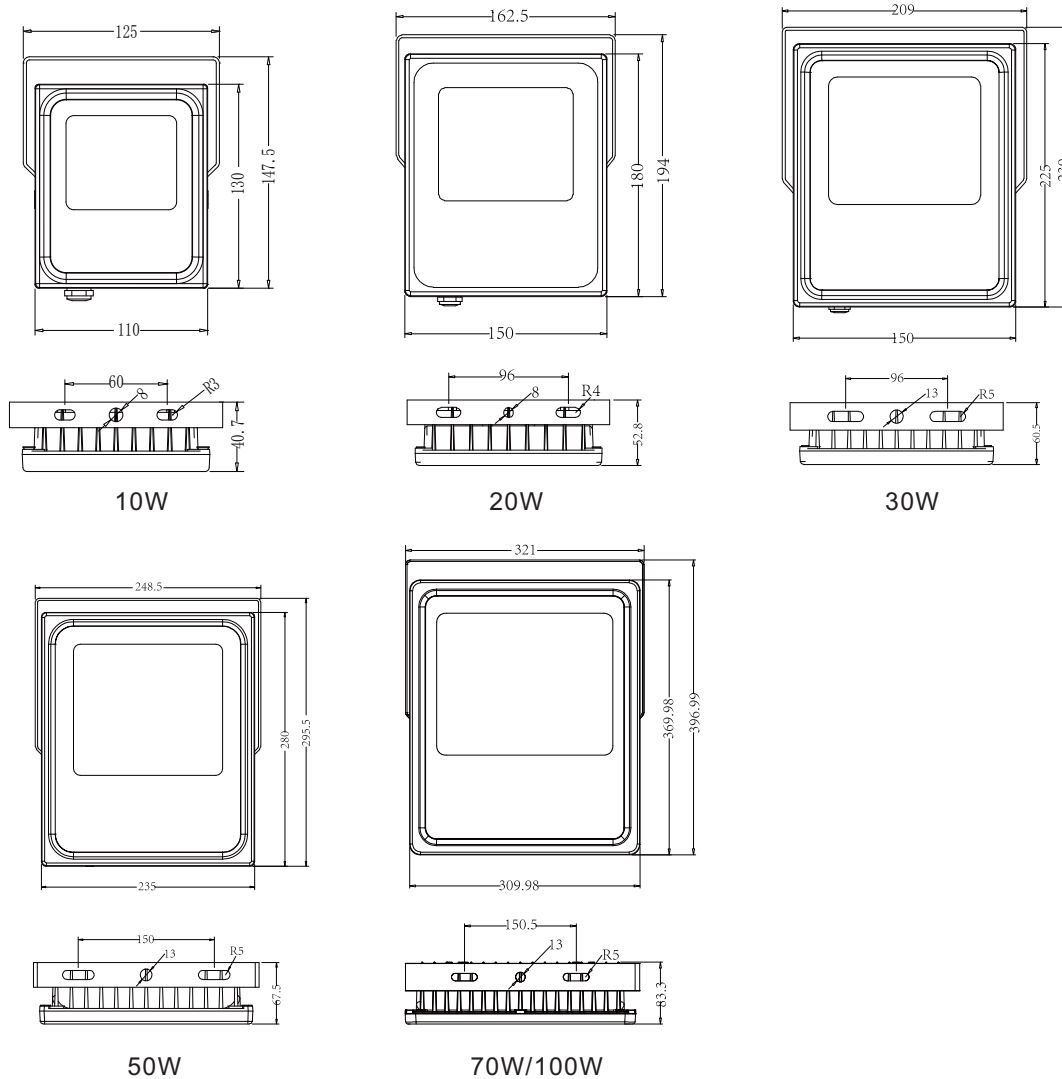
| Model | CCT | Color | Lumen(lm) (±10%) | LED Type | LED Qty. | Power(w) (±10%) | Voltage, Frequency | Beam (angle°) | CRI | PF |
|-----------------------|-------|---------------|---------------------|----------|----------|--------------------|-----------------------|------------------|------|------|
| FL-010-AW-W-S | 5000K | White | 920 | COB | 1pcs | 10 | AC100-277V 50/60Hz | 120° | > 70 | ≥0.9 |
| FL-010-AW-NW-S | 4000K | Neutral White | 910 | | | | | | | |
| FL-010-AW-WW-S | 3000K | Warm White | 900 | | | | | | | |
| FL-020-AW-W-S | 5000K | White | 1850 | COB | 1pcs | 20 | AC100-277V 50/60Hz | 120° | > 70 | ≥0.9 |
| FL-020-AW-NW-S | 4000K | Neutral White | 1840 | | | | | | | |
| FL-020-AW-WW-S | 3000K | Warm White | 1800 | | | | | | | |
| FL-030-AW-W-S | 5000K | White | 2780 | COB | 1pcs | 30 | AC100-277V 50/60Hz | 120° | > 70 | ≥0.9 |
| FL-030-AW-NW-S | 4000K | Neutral White | 2740 | | | | | | | |
| FL-030-AW-WW-S | 3000K | Warm White | 2710 | | | | | | | |
| DLC Number: PLT/S1303 | | | | | | | | | | |
| FL-050-AW-W-S | 5000K | White | 4650 | COB | 1pcs | 50 | AC100-277V 50/60Hz | 120° | > 70 | ≥0.9 |
| FL-050-AW-NW-S | 4000K | Neutral White | 4620 | | | | | | | |
| FL-050-AW-WW-S | 3000K | Warm White | 4550 | | | | | | | |
| FL-070-AW-W-S | 5000K | White | 6790 | COB | 1pcs | 70 | AC100-277V 50/60Hz | 120° | > 70 | ≥0.9 |
| FL-070-AW-NW-S | 4000K | Neutral White | 6760 | | | | | | | |
| FL-070-AW-WW-S | 3000K | Warm White | 6660 | | | | | | | |
| FL-100-AW-W-S | 5000K | White | 9640 | COB | 2pcs | 100 | AC100-277V 50/60Hz | 120° | > 70 | ≥0.9 |
| FL-100-AW-NW-S | 4000K | Neutral White | 9580 | | | | | | | |
| FL-100-AW-WW-S | 3000K | Warm White | 9500 | | | | | | | |

Application :

Mainly applied in outdoor flood lighting, building decoration, industry, sports centers, outdoor stadiums, ports, parking lots, and roads if there is a street light distribution system.

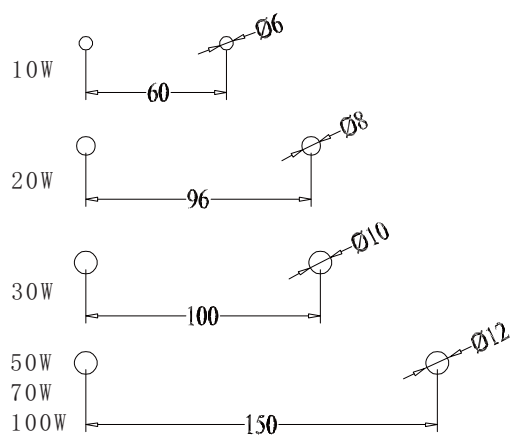


Dimension (Unit:mm):



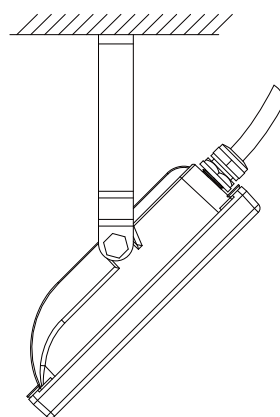
Installation:

1.surface mounting

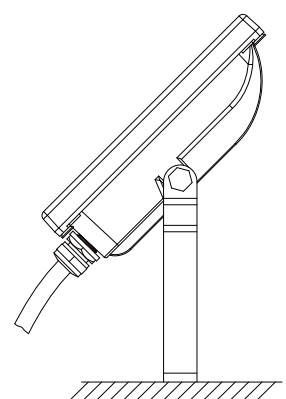


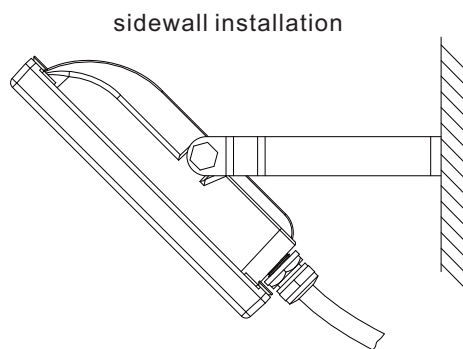
Step 1: Drill holes on installation surface to install M6/M8/M10/M12 bolt

ceiling installation

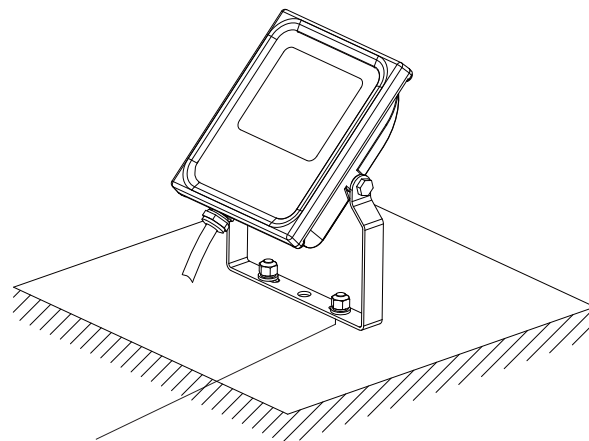


Pedestal installation





Step2: Install lamp on expansion bolts



Step3: Install flat gasket, spring washer and nut to fasten bracket and expansion bolts

Packing information :

10W

Net weight: 0.70 KG

Gross weight 0.75KG

Packing box dimension: 137*62*195mm

Outer carton dimension:

565*405*205mm (24 pcs/carton)

Total weight:19.0KG

20W

Net weight: 1.1 KG

Gross weight 1.2KG

Packing box dimension: 173*70*218mm

Outer carton dimension:

535*453*230mm (18 pcs/carton)

Total weight:22.5KG

30W

Net weight: 1.7 KG

Gross weight 1.8KG

Packing box dimension: 219*78*258mm

Outer carton dimension:

533*455*255mm (12 pcs/carton)

Total weight:22.7KG

50W

Net weight: 2.5 KG

Gross weight 2.7KG

Packing box dimension: 257*87*314mm

Outer carton dimension:

540*275*335mm (6 pcs/carton)

Total weight:17.3KG

70W

Net weight: 4.2 KG

Gross weight 4.7KG

Packing box dimension: 340*120*420mm

Outer carton dimension:

500*440*360mm (4 pcs/carton)

Total weight:19.0KG

100W

Net weight: 4.5 KG

Gross weight 5.0KG

Packing box dimension: 340*120*420mm

Outer carton dimension:

500*440*360mm (4 pcs/carton)

Total weight:22.0KG

Installation requirement:

- 1.Please prepare two sets of bolts to install the light;
- 2.Power off before installation;
- 3.Make sure the installed surface can endure the weight of light, and fix the light on the installed surface securely (according to installation diagram);
4. Connect light wire to power wire, seal the joint with insulation.

Notice :

- 1.Please read the specification first, to make sure the service environment matches the conditions in the specification before using;
- 2.Please confirm input voltage, frequency before using;
3. The lamp must be installed by professionals;
4. The lamp can't be used if the power wire, housing are damaged;
5. The lamp can't be maintained by non-professionals;
- 6.If the exterior flexible cable or wire is damaged, it must be exchanged by the supplier, its agent or other relevant qualified personnel to avoid dangers;
- 7.Using environment: -20℃-35℃.