




LED EPL-1150v

Part #: ELVPL/B/14W/1100/150D/50K/G24Q-3/GX24/D Class: LED PL



Product Description

LED EPL-1150v delivers superior brightness, valuable energy savings and long lasting performance. This vertical LED PL Light is ideal for task lighting due to its uniform *cool white light (5000K). Direct replacement makes it easy. Simply plug and play! (A new or existing ballast is required for operation.) Enjoy features such as: instant on, shatter resistance, and mercury free.



Estimated Energy Cost: \$1.68 per year

Direct Replacement

Simply plug and play!

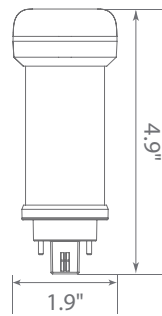
Specifications

Input Power	Input Voltage	Lumen Output	Beam Angle	Center Beam	CCT
14 W	AC100-277V	1100 lm	150°	NA cd	5000 K
CRI	Luminous Efficacy	Power Factor	Input Current	Base/Cap	Lamp Lifespan
80	78 lm/W	0.9	NA A	G24q-3/GX24q	50,000 Hrs.

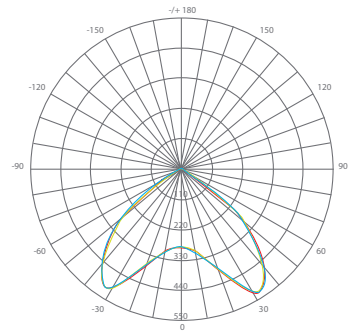
Product Features

- Non-Dimmable
- Instant-On/Off
- Mercury Free
- Damp Rated

Product Dimensions



Product Photometric Data



UNIT: cd
 — C0/180, 55.7, 58.3
 — C90/270, 54.7, 56.4