


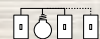


Shown actual size: Ariadni dimmer and 1-gang Fassada wallplate in White (WH).







### Product family features

- Matches existing switches
- Toggle-style switch turns light on to level set by slider
- Slide adjusts light to your favorite level
- eco-dim® model available
- 1000W preset dimmers have voltage compensation which maintains stable light levels, despite line voltage variations
- 100% factory tested
- Coordinating Fassada® and Stainless Steel wallplates only available separately
- Custom engraving available for wallplates, see pg. 155



### Control types

-  Single-pole (one location)
-  3-way or 4-way (two or more locations)

### Direct load type compatibility

-  Incandescent/halogen lighting
-  Magnetic low-voltage lighting
-  Fluorescent lighting
-  LED lighting
-  Ceiling fans
-  Ceiling fan/lights

### Load type requiring load interface

-  Electronic low-voltage lighting
-  Neon/cold cathode lighting

Lighting load interfaces may be applicable for some additional load type, voltage and capacity combinations.

For additional information, see pg. 174.

### Available finishes

Use **BOLD** color code in model number (Example: AY-600P-**BL**)

Gloss finishes\*



**WH**  
White



**LA**  
Light Almond



**AL**  
Almond



**IV**  
Ivory



**BR**  
Brown



**BL**  
Black



**SS**  
Stainless Steel

\*Coordinating wallplates only available separately. For wallplate information, see pg. 166.

Stainless Steel wallplate includes black plastic trim/adaptor, visible from side. Match with separate Black (BL) controls.

## Dimmers

### Dimmers



- Toggle turns on/off
- Slide up to brighten; down to dim
- **eco-dim**® model guarantees at least 15% energy savings compared to a standard switch

### Dimmers with locator light



- Toggle turns lights on/off
- Slide up to brighten; down to dim
- Includes amber locator light
- Not available in black

## Fan and fan/light controls

### Fan controls



- Toggle turns fan on/off
- Slide up to increase speed; down to decrease
- 3-quiet fan speeds for increased comfort
- For use with only one ceiling paddle fan
- Quiet 3-speed designed to prevent motor hum

### Fan/light controls



#### Fan control (left)

- Slide up to on/increase fan speed; down to decrease fan speed/off
- 3-quiet fan speeds for increased comfort
- For use with only one ceiling paddle fan
- Quiet 3-speed designed to prevent motor hum

#### Dimmer (right)

- Toggle turns light on/off
- Slide up to brighten; down to dim

**Connections overview**

**Load connections\***



**Control types (for 2 or more locations)**  
Dim from one location, switch from the others



For more information on ballasts, visit [www.lutron.com/ballasts](http://www.lutron.com/ballasts).  
 For more information on LED drivers, visit [www.lutron.com/LED](http://www.lutron.com/LED).  
**\*For illustration purposes only.** Consult model number pages for specific voltage and capacity information.

## Dimmer model numbers

### Incandescent/halogen dimmers

#### Preset dimmers

Single-pole 120V 600W	AY-600P- <b>CC</b> <sup>3</sup>
Single-pole 120V 1000W	AY-10P- <b>CC</b> <sup>3</sup>
3-way 120V 600W	AY-603P- <b>CC</b> <sup>3</sup>
3-way 120V 1000W	AY-103P- <b>CC</b> <sup>3</sup>

#### Preset dimmers with locator light

Single-pole 120V 600W	AY-600PNL- <b>CC</b> <sup>3</sup>
Single-pole 1000W	AY-10PNL- <b>CC</b> <sup>3</sup>
3-way 120V 600W	AY-603PNL- <b>CC</b> <sup>3</sup>
3-way 120V 1000W	AY-103PNL- <b>CC</b> <sup>3</sup>

#### eco-dim® preset dimmer

3-way/single-pole 120V 600W	AY-603PG- <b>EE</b> <sup>2</sup>
--------------------------------	----------------------------------

eco-dim model guarantees at least 15% energy savings compared to a standard switch.

### Magnetic low-voltage dimmers

#### Preset dimmers

Single-pole 120V 600VA (450W)	AYLV-600P- <b>CC</b> <sup>3</sup>
3-way 120V 600VA (450W)	AYLV-603P- <b>CC</b> <sup>3</sup>

The stated VA (Volt-Ampere) rating includes the magnetic transformer heat losses and the lamp load. The stated W (Watt) rating is the maximum lamp wattage based on assumed 20% transformer loss.

**CC**<sup>3</sup>: Gloss color codes, see pg. 125

**EE**<sup>2</sup>: Available in White (WH), Ivory (IV), Almond (AL) and Light Almond (LA)  
(Wallplates not included, order separately, see pg. 168)

## Dimmer, fan and fan/light control model numbers

### 3-wire fluorescent dimmers\*

#### Preset dimmers

3-way/single-pole 120V 8A	AYF-103P- <b>CC</b> <sup>3</sup>
3-way/single-pole 277V 6A	AYF-103P-277- <b>CC</b> <sup>3</sup>

For use with Hi-lume®, Hi-lume® Compact SE, Hi-lume® 3D, Eco-10®, EcoSystem® ballasts.

Also compatible with Hi-lume® LED driver.

No derating required if ganged.

Adjustable low-end trim.

### Hi-lume® LED drivers: 3-wire fluorescent dimmers\*

#### Preset dimmers

3-way/single-pole 120V 8A	AYF-103P- <b>CC</b> <sup>3</sup>
3-way/single-pole 277V 6A	AYF-103P-277- <b>CC</b> <sup>3</sup>

For use with Hi-lume LED driver only.

For more information on Hi-lume LED drivers, visit [www.lutron.com/HilumeLED](http://www.lutron.com/HilumeLED).

No derating required if ganged.

Adjustable low-end trim.

### Fan control

#### Fan control—quiet 3-speed

3-way/single-pole 120V 1.5A	AYFSQ-F- <b>CC</b> <sup>3</sup>
--------------------------------	---------------------------------

### Fan/light control

#### Fan control and dimmer—quiet 3-speed

Single-pole fan control 120V 1.5A (left)	AY2-LFSQ- <b>CC</b> <sup>3</sup>
Single-pole dimmer 120V 300W incandescent/halogen (right)	

All models must be derated if ganged unless otherwise noted, see pg. 170.

For more information on ballasts, visit [www.lutron.com/ballasts](http://www.lutron.com/ballasts).

\*Requires neutral wire connection.

Accessories

Wallplates



Shown actual size:  
2-gang Fassada® wallplate in White (WH).  
For more information about Traditional wallplates, see pg. 166.

Coordinated electrical devices



Tamper resistant GFCI receptacle




Customizable 6-port frame



Cable jack

For more information about coordinated Designer electrical devices, see pg. 163.



### Product family features

- Can be used in conjunction with the following dimmer(s) and switch(es): Abella®, Ceano®, Ariadni®, Glyder® and Rotary
- All Lutron wallplates are screwless, seamless and have no visible hardware; the front plate securely snaps into the alignment adapter plate
- Traditional wallplates can be paired with designer accessories to complete the look of any room
- Customize your traditional wallplate with engraving, contact customer service to get started at 1.888.LUTRON1

### Ganging and derating

- Traditional wallplates use standard ganging
- Requires fins to be removed from dimmers for proper spacing (“Fins Broken” ganging), see pg. 170
- May require derating (i.e., reduction of dimmer capacity due to fin removal), see Derating Tables, pg. 172

**Available finishes**

Use **BOLD** color code in model number (Example: FG-1-**AL**)

Gloss finishes



**WH**  
White



**LA**  
Light Almond



**AL**  
Almond



**IV**  
Ivory



**BL**  
Black

Metal finishes



**SS**  
Stainless Steel\*

\*Stainless Steel finish wallplates include black plastic trim/adaptor, visible from side. Match with separate Black (BL) controls.



**Wallplates for Abella®, Ceana®, Ariadni®, Glyder® and Rotary**



1-gang  
Stainless Steel\*  
W: 2.86 in (73mm); H: 4.60 in (117 mm);  
D: .23 in (5.8 mm)

FG-1-**CC**<sup>3</sup>  
FW-1-SS



3-gang  
Stainless Steel\*  
W: 6.48 in (165 mm); H: 4.60 in (117 mm);  
D: .23 in (5.8 mm)

FG-3-**CC**<sup>3</sup>  
FW-3-SS



2-gang  
Stainless Steel\*  
W: 4.67 in (119 mm); H: 4.60 in (117 mm);  
D: .23 in (5.8 mm)

FG-2-**CC**<sup>3</sup>  
FW-2-SS

**Combination opening**



Rotate the wallplate for small/large or large/small opening applications.

2-gang (1 traditional,  
1 designer opening)  
Stainless Steel\*  
W: 4.67 in (119 mm); H: 4.60 in (117 mm);  
D: .23 in (5.8 mm)

FG-2-TD-**CC**<sup>3</sup>  
FW-2-TD-SS

Multiple devices with line and low-voltage can be mounted behind a common wallplate using a standard barrier backbox, see Application Note #213 (Combining Low-Voltage and Line Voltage Wiring Devices in a Multi-Gang Box) at [www.lutron.com/applicationnotes](http://www.lutron.com/applicationnotes).

Controls must have heat-sink fins broken for multi-gang installations. Removing this metal reduces the amount of heat that the control can dissipate, thus reducing the wattage capacity of the control. Please derate dimmers and switches as required.

Multi-gang dimmer installations may require derating, see pg. 170.

Controls must have heat-sink fins broken for multi-gang installations. Multi-gang dimmer installations may require derating, see pg. 170.

\*Stainless Steel wallplates include black plastic trim/adaptor, visible from side. Match with separate Black (BL) controls.

**CC**<sup>3</sup>: Gloss color codes, see pg. 167

## How to understand ganging and derating

### Standard ganging

Ganging is the side-by-side mounting of two or more dimmers or accessory devices under a multi-gang wallplate.

Standard multi-gang installation:

- Uses standard multi-gang electrical backboxes
- Uses standard multi-gang wallplates
- Requires fins to be removed from dimmers for proper spacing (“Fins Broken” ganging)
- May require derating (i.e., reduction of dimmer capacity due to fin removal), see Derating Tables, pgs. 172–173

### Custom ganging for Architectural style controls

For Architectural style dimmers and switches, it is possible to retain the maximum capacity of dimmers in multi-gang applications via custom architectural multi-gang:

- May require customized, wider-than-standard wallplates
- May require wider-than-standard electrical backboxes
- Allows full capacity (“No Fins Broken”) ganging
- Required for Nova® dimmers and for larger width (high capacity) architectural controls
- Visit [www.lutron.com/customganging](http://www.lutron.com/customganging) for additional information

## Standard ganging for dimmers, switches and accessories

### New Architectural



pg. 148

### Architectural



pg. 152

### Designer



pg. 160

### Traditional



pg. 166



Vierti®



Vareo®  
Nova T☆®



Maestro®  
Maestro IR®  
Maestro Wireless®  
Spacer System®  
Diva®  
Lyneo® Lx  
Skylark®  
Skylark Contour™



Abella®  
Ceana®  
Ariadni®  
Glyder®  
Rotary

Derating Table 1  
pg. 172

Derating Table 2  
pg. 173

Derating Table 1  
pg. 172

Derating Table 1  
pg. 172

## Standard ganging and fins broken derating examples:



## Custom Architectural ganging example:



For further information on ganging and derating, visit [www.lutron.com/multigang](http://www.lutron.com/multigang).

\*The fins are scored and designed to be removed easily.

**Derating Table 1**

**New Architectural** | Verti®

**Designer** | Maestro®, Maestro IR®, Maestro Wireless®, Spacer System®, Diva®, Lyneo® Lx, Skylark Contour™, Skylark®

**Traditional** | Abella®, Ceano®, Ariadni®, Glyder®, Rotary



**No fins broken**



**1 fin broken**



**2 fins broken**

	No fins broken	1 fin broken	2 fins broken
<b>Incandescent</b>			
Dimmers	600W	500W	400W
	1000W	800W	650W
Dual dimmers	300W	250W	200W
	300W	250W	200W
<b>Magnetic low-voltage</b>			
Dimmers	600VA/450W	500VA/400W	400VA/300W
	1000VA/800W	800VA/650W	650VA/500W
<b>Electronic low-voltage</b>			
Dimmers	300W	250W	200W
	500W	450W	400W
	600W	500W	400W
<b>Fluorescent</b>			
<b>Hi-lume®/Hi-lume® Compact SE/Eco-10®/EcoSystem®</b>			
Verti	60 ballasts/6A	50 ballasts/5A	35 ballasts/3.5A
Maestro/Spacer System	20 ballasts/6A	20 ballasts/5A	20 ballasts/3.5A
Diva, Skylark, Lyneo Lx and Ariadni	no derating	no derating	no derating
Tu-Wire®: Spacer System, Diva, Skylark	5A	4A	3.3A
<b>Fan controls</b>			
Quiet 7-speed	1.0A/300W	1.0A/300W	1.0A/300W
Quiet 3-speed	1.5A	1.5A	1.5A
Fully variable	5A	4A	3A
<b>Fan/light controls</b>			
Quiet 7-speed	1.0A/300W	1.0A/300W	1.0A/300W
Quiet 3-speed	1.5A/300W	1.5A/300W	1.5A/300W
	1.5A/360W	1.5A/360W	1.5A/360W
Fully variable	2.5A/300W	2.1A/250W	1.7A/200W
<b>Electronic switches</b>			
Verti	6A/3A	5A/3A	3.5A/3A
Maestro (light/fan)	8A/3A	6.5A/3A	5A/3A
Abella (light/fan)	6A/3A	5A/3A	3.5A/3A

**Derating Table 2**

**Architectural** | Vareo®, Nova T☆®



**No fins broken**



**1 fin broken**



**2 fins broken**

	No fins broken	1 fin broken	2 fins broken
<b>Incandescent</b>			
Dimmers	600W	500W	300W
	1000W	900W	700W
	1500W	1250W	1000W
	1950W	–	–
<b>Magnetic low-voltage</b>			
Dimmers	600 VA/450 W	500 VA/400 W	300 VA/250 W
	1000 VA/800 W	900 VA/750 W	700 VA/500 W
	1500 VA/1200 W	1250 VA/1000 W	1000 VA/800 W
<b>Electronic low-voltage</b>			
Dimmers	300W	300W	250W
	600W	500W	400W
<b>Fluorescent</b>			
<b>Hi-lume®/Hi-lume® Compact SE/Eco-10®/EcoSystem®</b>			
Vareo	20 ballasts /8 A	20 ballasts /6 A	20 ballasts /4.5 A
Nova T☆	6 A	no derating	no derating
	8 A	no derating	no derating
	16 A	no derating	no derating
0-10VDC control <sup>1</sup>	30mA ballasts	no derating	no derating
Tu-Wire®	5 A	4 A	3.3 A
<b>Fan controls</b>			
Quiet 3-speed	1.5 A	no derating	no derating
Fully variable	6 A	4.2 A	2.5 A
Fully variable	12 A	10 A	8.3 A
<b>Electronic tapswitches<sup>2</sup></b>			
VETS-1000-	1000W	800W	650W
VETS-1000-SL-	1000W	900W	700W
VETN-1000-	1000 VA	700 VA	550 VA

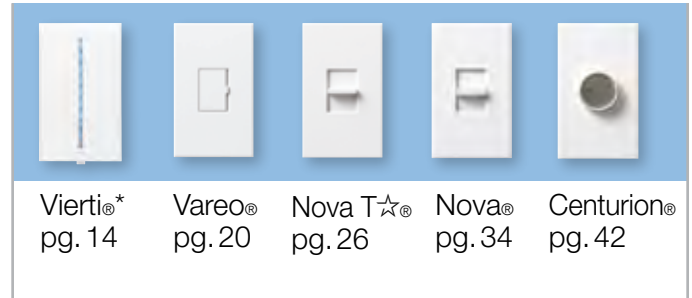
For further information on ganging Nova®, visit [www.lutron.com/customganging](http://www.lutron.com/customganging).

<sup>1</sup>PowerPack required for line voltage switching.

<sup>2</sup>VETS-R-Auxiliary electronic tapswitches do not require derating.

## Dimmer capabilities and interface requirements

- M** Multi-location—true dimming from each location
- E** eco-model available
- Compatible dimmer (no interface)
- WBX** **TVI** **3F** **PA** Requires interface, see notes below



Dimmers	capacity†	M				
<b>Incandescent/halogen</b> 120V	600W				<b>M</b>	
	1000W				<b>M</b>	
	1500W		<b>WBX</b>			
	2000W		<b>WBX</b>			
<b>Magnetic low-voltage</b> 120V	600 VA (450W)					
	1000 VA (800W)					
	1500 VA (1200W)		<b>WBX</b>			
	2000 VA (1600W)		<b>WBX</b>	<b>WBX</b>		
<b>Magnetic low-voltage</b> 277V	600 VA (450W)		<b>WBX</b>			<b>WBX</b>
	1000 VA (800W)		<b>WBX</b>			<b>WBX</b>
<b>Electronic low-voltage</b> 120V	300W		<b>WBX</b>			
	450W		<b>WBX</b>	<b>WBX</b>		
	600W		<b>WBX</b>			<b>WBX</b>
<b>Electronic low-voltage</b> 277V	16A		<b>WBX</b>	<b>WBX</b>		<b>WBX</b>
<b>Neon/cold cathode</b>			<b>WBX</b>	<b>WBX</b>		
<b>3-wire ballasts and Hi-lume® LED driver</b> 120V	6A					
	Hi-lume, Hi-lume Compact SE, Eco-10® and EcoSystem® ballasts	8A				
	16A		<b>3F</b>			
<b>3-wire ballasts and Hi-lume LED driver</b> 277V	6A		<b>3F</b>			
	Hi-lume, Hi-lume Compact SE, Eco-10 and EcoSystem ballasts	8A		<b>3F</b>		
	16A		<b>3F</b>	<b>3F</b>	<b>3F</b>	
<b>Tu-Wire®</b> ballasts 120V	5A		<b>PA</b>			
<b>0-10VDC</b> (ballasts or LED Drivers) 120/277V	16A	<b>TVI</b>	<b>TVI</b>			

**WBX:** Wallbox Phase Adaptive Power Module (PHPM-WBX-DV-WH)

**3F:** Fluorescent Power Module (PHPM-3F-DV-WH)

**TVI:** 0-10V Interface (GRX-TVI)

**PA:** Phase Adaptive Power Module (PHPM-PA-DV-WH)

**See pgs. 178–179 for specific compatible dimmer models and switching interface solutions.**

\*Consult Lutron Technical Support for information on interfaces with Vierti.

†UL listed for FULL wattage indicated (derate capacity only if ganged with other devices).


## Dimmer capabilities and interface requirements











**M** Multi-location—true dimming from each location

**E** eco-model available

 Compatible dimmer (no interface)

**WBX** **TVI** **3F** **PA** Requires interface, see notes below



Dimmers	capacity†	<b>M</b>	<b>M</b>	<b>M</b>	<b>M</b>		
 <b>Incandescent/halogen</b> 120V	600W	<b>E</b>				<b>E</b>	
	1000W						
	1500W	<b>WBX</b>		<b>WBX</b>	<b>WBX</b>	<b>WBX</b>	
	2000W	<b>WBX</b>		<b>WBX</b>	<b>WBX</b>	<b>WBX</b>	
 <b>Magnetic low-voltage</b> 120V	600VA (450W)						
	1000VA (800W)						
	1500VA (1200W)	<b>WBX</b>		<b>WBX</b>	<b>WBX</b>	<b>WBX</b>	
	2000VA (1600W)	<b>WBX</b>		<b>WBX</b>	<b>WBX</b>	<b>WBX</b>	
 <b>Magnetic low-voltage</b> 277V	600VA (450W)	<b>WBX</b>		<b>WBX</b>	<b>WBX</b>	<b>WBX</b>	
	1000VA (800W)	<b>WBX</b>		<b>WBX</b>	<b>WBX</b>	<b>WBX</b>	
 <b>Electronic low-voltage</b> 120V	300W			<b>WBX</b>			
	450W			<b>WBX</b>		<b>WBX</b>	
	600W			<b>WBX</b>		<b>WBX</b>	
 <b>Electronic low-voltage</b> 277V	16A	<b>WBX</b>		<b>WBX</b>	<b>WBX</b>	<b>WBX</b>	
 <b>Neon/cold cathode</b>				<b>WBX</b>		<b>WBX</b>	
 <b>3-wire ballasts and Hi-lume® LED driver</b> 120V	6A						
	Hi-lume, Hi-lume Compact SE, Eco-10® and EcoSystem® ballasts	8A	<b>3F</b>		<b>3F</b>	<b>3F</b>	
		16A	<b>3F</b>		<b>3F</b>	<b>3F</b>	<b>3F</b>
 <b>3-wire ballasts and Hi-lume LED driver</b> 277V	6A						
	Hi-lume, Hi-lume Compact SE, Eco-10 and EcoSystem ballasts	8A	<b>3F</b>		<b>3F</b>	<b>3F</b>	<b>3F</b>
		16A	<b>3F</b>		<b>3F</b>	<b>3F</b>	<b>3F</b>
 <b>Tu-Wire®</b> ballasts 120V	5A	<b>PA</b>		<b>PA</b>			
 <b>0-10VDC</b> (ballasts or LED Drivers) 120/277V	16A	<b>TVI</b>		<b>TVI</b>	<b>TVI</b>	<b>TVI</b>	

**WBX:** Wallbox Phase Adaptive Power Module (PHPM-WBX-DV-WH)

**3F:** Fluorescent Power Module (PHPM-3F-DV-WH)

**TVI:** 0-10V Interface (GRX-TVI)

**PA:** Phase Adaptive Power Module (PHPM-PA-DV-WH)

See pgs. 178–179 for specific compatible dimmer models and switching interface solutions.

†UL listed for FULL wattage indicated (derate capacity only if ganged with other devices).

## Dimmer capabilities and interface requirements

**M** Multi-location—true dimming from each location

**E** eco-model available

 Compatible dimmer (no interface)

**WBX** **TVI** **3F** **PA** Requires interface, see notes below

Dimmers		capacity†				
			Lyneo® Lx pg. 94	Skylark Contour™ pg. 100	Skylark® pg. 104	Abella® pg. 114
 <b>Incandescent/halogen</b> 120V	600W			<b>E</b>	<b>E</b>	<b>M</b>
	1000W					
	1500W	<b>WBX</b>			<b>WBX</b>	
	2000W	<b>WBX</b>			<b>WBX</b>	
 <b>Magnetic low-voltage</b> 120V	600 VA (450W)					
	1000 VA (800W)				<b>WBX</b>	
	1500 VA (1200W)	<b>WBX</b>			<b>WBX</b>	
	2000 VA (1600W)	<b>WBX</b>			<b>WBX</b>	
 <b>Magnetic low-voltage</b> 277V	600 VA (450W)	<b>WBX</b>			<b>WBX</b>	
	1000 VA (800W)	<b>WBX</b>			<b>WBX</b>	
 <b>Electronic low-voltage</b> 120V	300W					
	450W				<b>WBX</b>	
	600W				<b>WBX</b>	
 <b>Electronic low-voltage</b> 277V	16A	<b>WBX</b>			<b>WBX</b>	
 <b>Neon/cold cathode</b>		<b>WBX</b>			<b>WBX</b>	
 <b>3-wire ballasts and Hi-lume® LED driver</b> 120V	6A					
	Hi-lume, Hi-lume Compact SE, Eco-10® and EcoSystem® ballasts	8A				
		16A	<b>3F</b>			<b>3F</b>
 <b>3-wire ballasts and Hi-lume LED driver</b> 277V	6A					
	Hi-lume, Hi-lume Compact SE, Eco-10 and EcoSystem ballasts	8A	<b>3F</b>			<b>3F</b>
		16A	<b>3F</b>			<b>3F</b>
 <b>Tu-Wire® ballasts</b> 120V	5A	<b>PA</b>				
 <b>0-10VDC</b> (ballasts or LED Drivers) 120/277V	16A	<b>TVI</b>			<b>TVI</b>	

**WBX:** Wallbox Phase Adaptive Power Module (PHPM-WBX-DV-WH)

**3F:** Fluorescent Power Module (PHPM-3F-DV-WH)

See pgs. 178–179 for specific compatible dimmer models and switching interface solutions.

**TVI:** 0-10V Interface (GRX-TVI)


**PA:** Phase Adaptive Power Module (PHPM-PA-DV-WH)

†UL listed for FULL wattage indicated (derate capacity only if ganged with other devices).



## Dimmer capabilities and interface requirements

- M** Multi-location—true dimming from each location
- E** eco-model available
- Compatible dimmer (no interface)
- WBX** **TVI** **3F** **PA** Requires interface, see notes below



Dimmers	capacity†				
 <b>Incandescent/halogen</b> 120V	600W		<b>E</b>		<b>E</b>
	1000W				
	1500W		<b>WBX</b>		
	2000W		<b>WBX</b>		
 <b>Magnetic low-voltage</b> 120V	600 VA (450W)				
	1000 VA (800W)				
	1500 VA (1200W)		<b>WBX</b>		
	2000 VA (1600W)		<b>WBX</b>		
 <b>Magnetic low-voltage</b> 277V	600 VA (450W)		<b>WBX</b>		
	1000 VA (800W)		<b>WBX</b>		
 <b>Electronic low-voltage</b> 120V	300W		<b>WBX</b>		
	450W		<b>WBX</b>		
	600W		<b>WBX</b>		
 <b>Electronic low-voltage</b> 277V	16A		<b>WBX</b>		
 <b>Neon/cold cathode</b>			<b>WBX</b>		
 <b>3-wire ballasts and Hi-lume® LED driver</b> 120V 6A	Hi-lume, Hi-lume Compact SE,	8A			
	Eco-10® and EcoSystem® ballasts	16A		<b>3F</b>	
 <b>3-wire ballasts and Hi-lume LED driver</b> 277V 6A	Hi-lume, Hi-lume Compact SE,	8A		<b>3F</b>	
	Eco-10 and EcoSystem ballasts	16A		<b>3F</b>	
 <b>Tu-Wire® ballasts</b> 120V	5A		<b>PA</b>		
 <b>0-10VDC</b> (ballasts or LED Drivers) 120/277V	16A		<b>TVI</b>		

**WBX:** Wallbox Phase Adaptive Power Module (PHPM-WBX-DV-WH)

**3F:** Fluorescent Power Module (PHPM-3F-DV-WH)




**See pgs. 178–179 for specific compatible dimmer models and switching interface solutions.**

**TVI:** 0-10V Interface (GRX-TVI)

**PA:** Phase Adaptive Power Module (PHPM-PA-DV-WH)

†UL listed for FULL wattage indicated (derate capacity only if ganged with other devices).

**Dimmer models/load interface compatibility**

	Incandescent, magnetic and electronic low-voltage (120/277 V)		3-wire Fluorescent ballasts or Hi-lume® LED drivers (120/277 V)		0-10VDC Ballasts or LED drivers (120/277 V)	
	<b>WBX</b> 		<b>3F</b> 		<b>TVI</b> 	
	Wallbox Phase Adaptive Power Module* PHPM-WBX-DV-WH		Fluorescent Power Module* PHPM-3F-DV-WH		0-10V Interface GRX-TV1	
<b>Dimmer Family</b>	Single-pole	3-way or multi-location	Single-pole	3-way or multi-location	Single-pole	3-way or multi-location
Abella®	–	–	–	–	–	–
Ariadni®	–	AYF-103P-	–	AYF-103P-	–	AYF-103P-
Ceana®	–	–	–	–	–	–
Diva® Gloss	–	DVF-103P-	–	DVF-103P-	–	DVF-103P-
Diva Satin Colors®	–	DVSCF-103P-	–	DVSCF-103P-	–	DVSCF-103P-
Glyder®	–	–	–	–	–	–
Lyneo® Lx	–	LXF-103PL-	–	LXF-103PL-	–	LXF-103PL-
Maestro® Gloss	–	MAF-6AM-	–	MAF-6AM-	–	MAF-6AM-
Maestro® Satin Colors®	–	MSCF-6AM-	–	MSCF-6AM-	–	MSCF-6AM-
Maestro Wireless®	–	MRF2-F6AN-DV-	–	MRF2-F6AN-DV-	–	MRF2-F6AN-DV-
Nova®	NF-10-	NF-103P-	NF-10-	NF-103P-	NF-10-	NF-103P-
Nova T☆®	NTF-10-	NTF-103P-	NTF-10-	NTF-103P-	NTF-10-	NTF-103P-
Skylark®	SF-10P-	SF-103P-	SF-10P-	SF-103P-	SF-10P-	SF-103P-
Spacer System®	–	SPSF-6AM-	–	SPSF-6AM-	SPSF-S6A-	SPSF-6AM-
Vareo®	–	VF-10-	–	VF-10-	–	VF-10-
Vierti®	contact Lutron		contact Lutron		–	VTF-6AM-

**Use only dimmer model numbers listed.**

\*Dual 120/277 V model given, 120V only versions are also available. Please see Technical notes, pg. 179.

## Dimmer models/load interface compatibility

Dimmer Family	Tu-Wire® Fluorescent Ballasts (120V)		Switched Lighting (120/277V)	
	PA		SW	
	Single-pole	3-way or multi-location	Single-pole	3-way or multi-location
Abella®	–	–	–	AB-S6AM-
Ariadni®	–	AYF-103P-	–	–
Ceana®	–	–	–	–
Diva® Gloss	–	DVF-103P-	–	–
Diva Satin Colors®	–	DVSCF-103P-	–	–
Glyder®	–	–	–	–
Lyneo® Lx	–	LXF-103PL-	LX-1PSL-	LX-3PSL-
Maestro® Gloss	–	MAF-6AM-	–	MA-S8AM-
Maestro® Satin Colors®	–	MSCF-6AM-	–	MSC-S8AM-
Maestro Wireless®	–	MRF2-F6AN-DV-	–	MRF2-6ANS-
Nova®	NF-10-	NF-103P-	–	–
Nova T☆®	NTF-10-	NTF-103P-	–	–
Skylark®	SF-10P-	SF-103P-	–	–
Spacer System®	SPSF-S6A-	SPSF-6AM-	SPSF-S6A-	SPSF-S6AM-
Vareo®	–	VF-10-	–	VETN-1000-
Vierti®	contact Lutron		contact Lutron	

### Technical notes

- Lighting load interfaces must be matched to load type and voltage
- All load interfaces for dimmed load are controlled by a 120V 3-wire fluorescent dimmer
- Power feed to dimmer may differ from lighting load/interface voltage
- Interfaces typically require additional power feeds
- For wiring information, consult wiring diagrams, see pgs. 193-195
- For assistance and additional solutions, consult Lutron Technical Support at 1.800.523.9466 (24 hours/7 days)

### Interface mounting

- PHPM interfaces mount to 2-gang electrical backbox (W: 6.30 in x H: 5.10 in)
- GRX-TVI enclosure is surface mount only (W: 6.10 in x H: 12.50 in x D: 3.30 in)

### Use only dimmer model numbers listed.

\*Dual 120/277V model given, 120V only versions are also available. Please see Technical notes, pg. 179.

Ariadni®



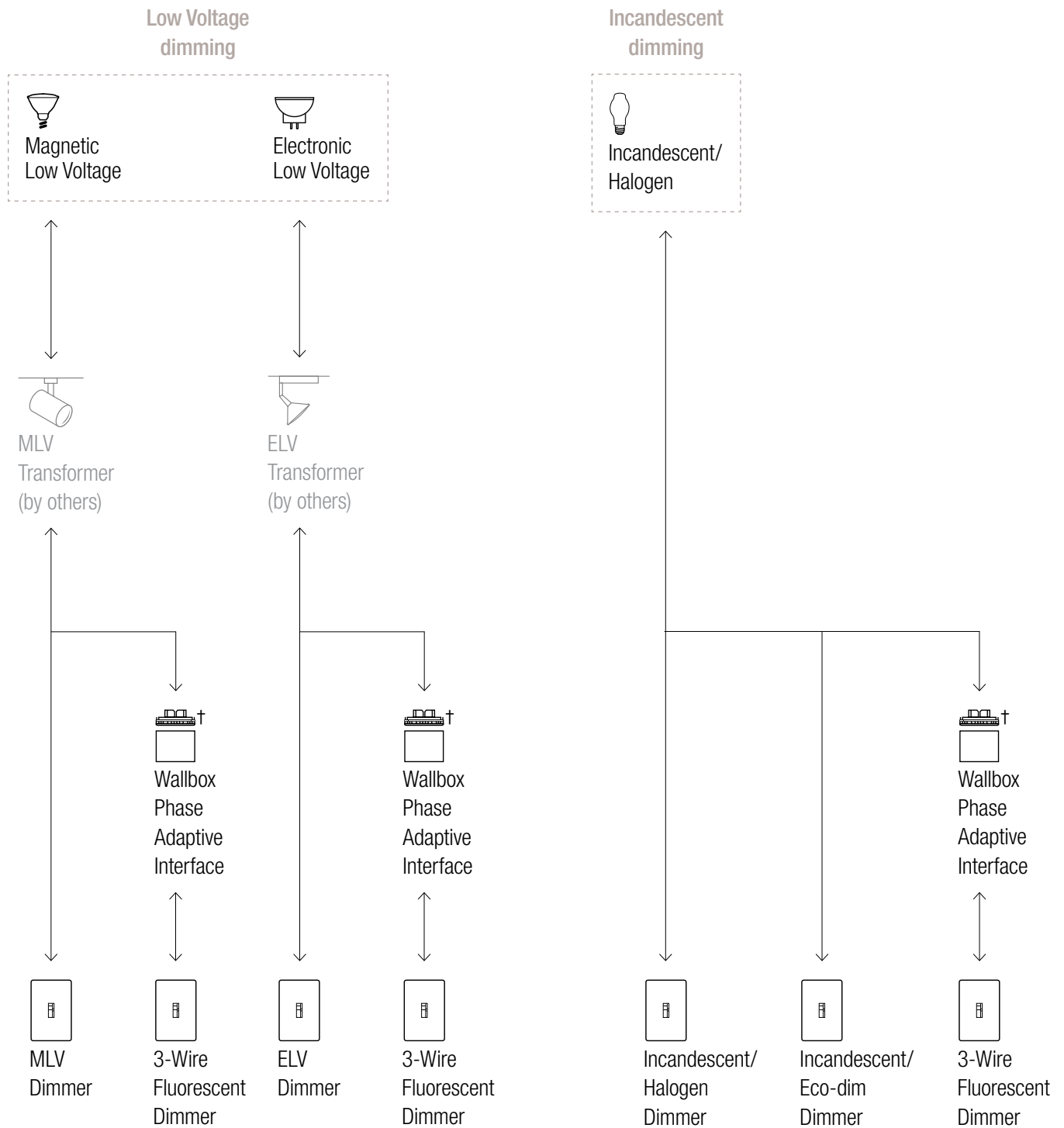
**For illustration purposes only.** Consult model number pages for specific voltage and capacity information.

For ballast information, visit [www.lutron.com/ballasts](http://www.lutron.com/ballasts).

For more information on LED drivers, visit [www.lutron.com/LED](http://www.lutron.com/LED).

†Interface provides additional capacity and/or may be different voltage than dimmer.

Ariadni®



**For illustration purposes only.** Consult model number pages for specific voltage and capacity information.

†Interface provides additional capacity and/or may be different voltage than dimmer.

# Ariadni®



**For illustration purposes only.** Consult model number pages for specific voltage and capacity information.