

6" ECO Downlights



ProLED® ECO Downlights are a long life and energy efficient replacement for traditional lamps. The 6" platform is easy to install and delivers a maintenance-free environment for its 35,000 hour useful rated life. With its superior LED technology and performance, the ProLED ECO Downlights deliver consistent color and uniform illumination in a budget-friendly design. Applications include: home, office, lobby, hospitality, retail, and conference rooms. ProLED ECO Downlights are backed by a 5-year limited warranty.

Performance Specifications

CRI	82	Min. Start Temp.	-20°C (-4°F)
Rated Life	35,000 hours	Max. Operating Temp.	45°C (113°F)
Watt	9W	Power Factor	>95%
Lumens	650lm	Warranty	5-Year Limited
Lumens per Watt (LPW)	72	Control	Dimmable (10%)
Input Line Voltage	120V	Weight	0.6 lb
Input Line Frequency	60 Hz		

Energy Savings

Traditional Incandescent	Replacement LED	Energy Savings
65W	9W	86%

Construction

- Spun aluminum housing and thermoplastic trim ring
- 35,000 hour life results in lower maintenance costs over time
- Frosted lens for smooth, even and comfortable light distribution
- Luminaire is UL approved for wet locations
- RoHS Compliant

Installation

- Torsion springs mount securely in 5" and 6" housings
- Pre-wired E26 socket assembly included, GU24 adapter available
- Connects directly to dedicated LED-ready luminaires
- Rated for indoor use only

Electrical

- 120V Input
- 50/60 Hz Frequency
- Dimmable (10%)
- Power Factor >95%

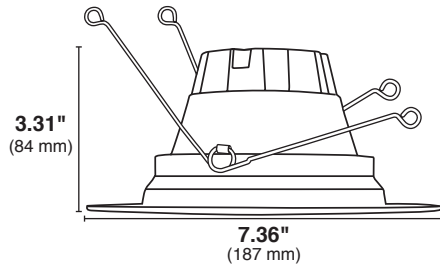
Ordering Information



Watt	Product #	Product Code	Volts	Color Temp.	CRI	Lumen Output	Useful Life*	Dimmable	Fixture Size	Equivalent Wattage
9	83054	DL6FR9/827/ECO/LED	120	2700K	82	650	35,000	Yes	6"	65
9	83055	DL6FR9/830/ECO/LED	120	3000K	82	650	35,000	Yes	6"	65
9	83056	DL6FR9/840/ECO/LED	120	4000K	82	650	35,000	Yes	6"	65
9	83057	DL6FR9/850/ECO/LED	120	5000K	82	650	35,000	Yes	6"	65
	91003	ADP/DL/GU24/LED	GU24 Socket Adapter							

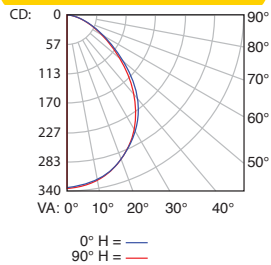
* Useful Life is defined as the duration of time which the lamp will maintain at least 70% of its initial lumens.

Dimensions



Photometrics

83054, DL6FR9/827/ECO/LED

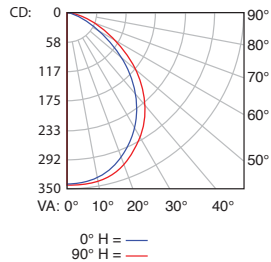


ZONAL LUMEN SUMMARY			
ZONE	LUMENS	% LAMP	% LUMINAIRE
0-30	250.2	35.4%	35.4%
0-40	397.5	56.2%	56.2%
0-60	628.0	88.8%	88.8%
60-90	79.0	11.2%	11.2%
70-100	24.4	3.5%	3.5%
90-120	0.0	0%	0%
0-90	707.0	100%	100%
90-180	0.0	0%	0%
0-180	707.0	100%	100%

Total Luminaire Efficiency = 100.00%

LUMENS PER ZONE					
ZONE	LUMENS	% TOTAL	ZONE	LUMENS	% TOTAL
0-10	31.4	4.4%	90-100	0.0	0%
10-20	88.7	12.5%	100-110	0.0	0%
20-30	130.1	18.4%	110-120	0.0	0%
30-40	147.3	20.8%	120-130	0.0	0%
40-50	133.3	18.9%	130-140	0.0	0%
50-60	97.2	13.7%	140-150	0.0	0%
60-70	54.6	7.7%	150-160	0.0	0%
70-80	19.6	2.8%	160-170	0.0	0%
80-90	4.8	0.7%	170-180	0.0	0%

83055, DL6FR9/830/ECO/LED

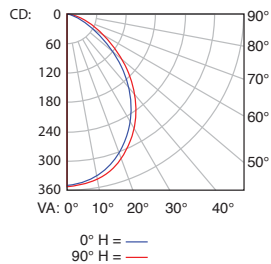


ZONAL LUMEN SUMMARY			
ZONE	LUMENS	% LAMP	% LUMINAIRE
0-30	254.7	34.9%	34.9%
0-40	404.4	55.4%	55.4%
0-60	644.3	88.3%	88.3%
60-90	85.0	11.6%	11.6%
70-100	27.0	3.7%	3.7%
90-120	0.2	0%	0%
0-90	729.3	100%	100%
90-180	0.2	0%	0%
0-180	729.5	100%	100%

Total Luminaire Efficiency = 100.00%

LUMENS PER ZONE					
ZONE	LUMENS	% TOTAL	ZONE	LUMENS	% TOTAL
0-10	32.1	4.4%	90-100	0.2	0%
10-20	90.4	12.4%	100-110	0	0%
20-30	132.2	18.1%	110-120	0.0	0%
30-40	149.7	20.5%	120-130	0.0	0%
40-50	137.6	18.9%	130-140	0.0	0%
50-60	102.4	14.0%	140-150	0.0	0%
60-70	58.1	8.0%	150-160	0.0	0%
70-80	21.6	3.0%	160-170	0.0	0%
80-90	5.2	0.7%	170-180	0.0	0%

83056, DL6FR9/840/ECO/LED

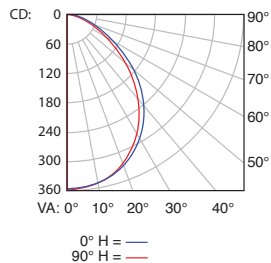


ZONAL LUMEN SUMMARY			
ZONE	LUMENS	% LAMP	% LUMINAIRE
0-30	261.6	35.3%	35.3%
0-40	415.2	56%	56%
0-60	656.5	88.6%	88.6%
60-90	84.0	11.3%	11.3%
70-100	26.7	3.6%	3.6%
90-120	0.1	0%	0%
0-90	740.6	100%	100%
90-180	0.2	0%	0%
0-180	740.7	100%	100%

Total Luminaire Efficiency = 100.00%

LUMENS PER ZONE					
ZONE	LUMENS	% TOTAL	ZONE	LUMENS	% TOTAL
0-10	32.9	4.4%	90-100	0.1	0%
10-20	92.8	12.5%	100-110	0	0%
20-30	135.9	18.3%	110-120	0	0%
30-40	153.5	20.7%	120-130	0	0%
40-50	139.3	18.8%	130-140	0.0	0%
50-60	102.1	13.8%	140-150	0.0	0%
60-70	57.5	7.8%	150-160	0.0	0%
70-80	21.3	2.9%	160-170	0.0	0%
80-90	5.2	0.7%	170-180	0.0	0%

83057, DL6FR9/850/ECO/LED



ZONAL LUMEN SUMMARY			
ZONE	LUMENS	% LAMP	% LUMINAIRE
0-30	267.6	34.9%	34.9%
0-40	426.3	55.6%	55.6%
0-60	678.5	88.4%	88.4%
60-90	88.5	11.5%	11.5%
70-100	27.7	3.6%	3.6%
90-120	0.1	0%	0%
0-90	767.0	100%	100%
90-180	0.1	0%	0%
0-180	767.1	100%	100%

Total Luminaire Efficiency = 100.00%

LUMENS PER ZONE					
ZONE	LUMENS	% TOTAL	ZONE	LUMENS	% TOTAL
0-10	33.5	4.4%	90-100	0.1	0%
10-20	94.8	12.4%	100-110	0	0%
20-30	139.3	18.2%	110-120	0.0	0%
30-40	158.6	20.7%	120-130	0	0%
40-50	145.1	18.9%	130-140	0.0	0%
50-60	107.1	14.0%	140-150	0.0	0%
60-70	60.9	7.9%	150-160	0.0	0%
70-80	22.1	2.9%	160-170	0.0	0%
80-90	5.5	0.7%	170-180	0.0	0%