

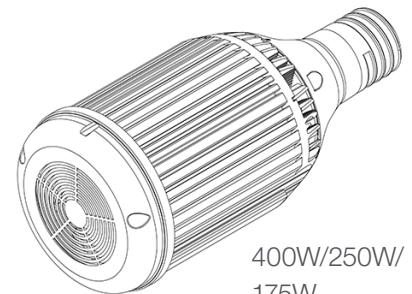
LUNERA MH LED HORIZONTAL

145W-82W LED Replacement for Metal Halide Lamps

Type A - Ballast Driven

Installation Description

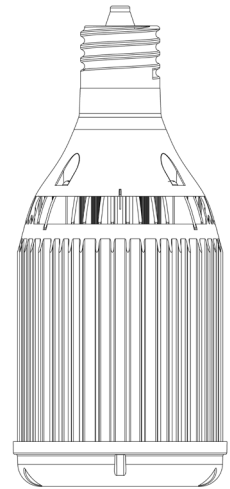
The **LUNERA MH LED HORIZONTAL** lamp is a multi-watt plug and play (Type A, ballast driven) LED replacement for horizontally oriented, Metal Halide (MH) lamps with a mogul (E39) base. It can be installed directly using the existing magnetic MH ballast.



400W/250W/
175W
Clear Lens

Installation Instructions - Ballast Driven (Type A)

1. Power OFF the Metal Halide (MH) fixture. Let the existing MH bulb cool down before installing the LUNERA MH LED HORIZONTAL lamp.
2. Carefully remove the existing MH bulb. Unscrew the lamp from the base slowly to avoid breakage. Be sure to properly recycle the MH lamp.
3. Check the MH enclosure to ensure the LED lamp is compatible with the MH lamp being replaced. The LUNERA MH LED HORIZONTAL can replace a 400W, 250W, or 200W E39 Mogul MH lamp. If the MH LED model does not match the rated fixture wattage, stop. Do not install.
4. Install the LUNERA MH LED HORIZONTAL lamp into the existing E39/EX39 mogul base socket. If the lamp does not seat properly, do not apply force. Check to make sure the fixture has the E39/EX39 mogul required socket.
5. Turn ON power.
If the MH LED lamp flickers, strobes, or fails on installation, immediately Turn OFF power. The MH LED lamp may not be compatible with the intended installation.



Multi-watt Capability

400W (M59) MH

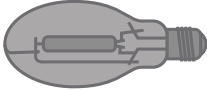
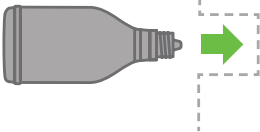




250W (M58) MH

175W (M57) MH







Intended Applications

The LUNERA MH LED HORIZONTAL lamp is designed to replace Metal Halide (MH) lamps in the following compatible applications.

Lamp Replaced	Mount	Fixtures	Socket
400W 250W 175W M59 M58 M57	Horizontal	Shoebox / Wallpack with or without (sealed) lens	Horizontal Mount MH E39/EX39 Mogul Base
			
Power Sources		Controls	
MH CWA Ballasts Check for ballast compatibility.  CWA BALLAST		Rocker Switch (non dimming) 	

Incompatible Applications

Installation of the LUNERA MH LED HORIZONTAL lamp in **INCOMPATIBLE** MH applications may cause the lamp flicker, strobe, or fail entirely.

Incompatible Power Sources		Incompatible Sockets	
Direct Line Voltage (AC voltage - 120V/277V)  DIRECT LINE	Ballasts not specified on Lunera's compatibility list.	High Pressure Sodium Lamp 	Dimming Controls 
Electronic Ballast  ELECTRONIC BALLAST	Connected to a LED driver	E26 Base Socket 