

CXB Series

LED Low-Bay/High-Bay Luminaire

Product Description

The CXB Series LED Low-Bay/High-Bay luminaire delivers 18,000 median and 24,000 median lumens with illumination performance to allow one-for-one replacement of 250W and 400W HID luminaires and multi-lamp fluorescent low-bay and high-bay fixtures. With exceptional rated lifetimes, zero restrike time and a compact lightweight construction, the CXB Series is a direct replacement for incumbent HID and fluorescent light sources that provides additional benefits of energy savings and significantly reduced relamp maintenance costs. The CXB Series is offered with reflector choices of aluminum, clear and white acrylic with optional bottom lenses – making it ideal for a variety of applications.

Applications: Grocery, gymnasium (aluminum reflector), industrial, retail and warehouse spaces

Performance Summary

Delivered Light Output: 18,000 or 24,000 median lumens
Input Power: 160 or 240 watts
CRI: 80
CCT: 4000K (+/- 300K), 5000K (+/- 500K)
Input Voltage: 120-277 VAC, 347-480 VAC
Limited Warranty*: 10 years on luminaire
Mounting: J-Box, pendant, hook, cord & plug
Weight: Maximum 14 lbs (6.4kg)
Dimming: 0-10V standard

* See www.cree.com/lighting/products/warranty for warranty terms

Accessories

Reflector	
Wire Guards WG-A - 16" (406mm) Wire Guard for Aluminum Reflector WG-AP - 16" (406mm) Wire Guard for Acrylic Reflector	Lenses DL16 - 16" (406mm) Acrylic Clear Prismatic Drop Lens for Acrylic Reflector CL16 - 16" (406mm) Acrylic Clear Conical Bottom Lens for Acrylic Reflector
Light Engine	
Galvanized Safety Cables SC-5 - 5.0' (1.5m) Cable	SC-10 - 10.0' (3.0m) Cable

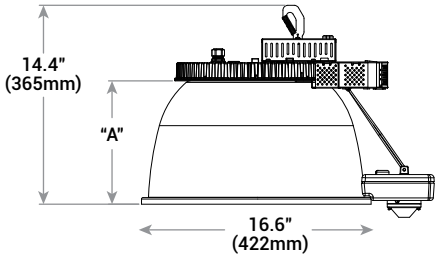
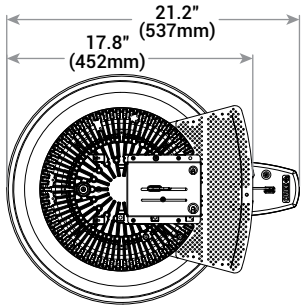
Ordering Information

Fully assembled luminaire is composed of two components that must be ordered separately:

Example: **Reflector:** CXBA16N + **Light Engine:** CXB A HC H 40K 8-UL 10V L715P

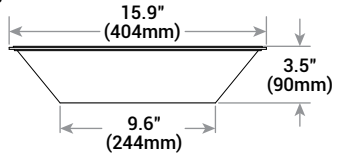
Reflector (Light Engine must be ordered separately)	
CXBA16N - 16" (406mm) Aluminum WG-A - Accessory recommended for use in gymnasium applications CXBP16 - 16" (406mm) Clear Acrylic - Acrylic reflector is not impact resistant nor intended for use unprotected in a gymnasium	CXBW16 - 16" (406mm) White Acrylic - Acrylic reflector is not impact resistant nor intended for use unprotected in a gymnasium

Aluminum Reflector w/Hook & Cord Mount with ML Option

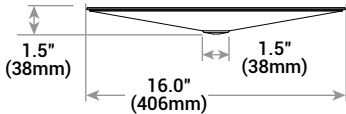


Reflector	"A" Height
CXBA16N (Aluminum)	9.0" (229mm)
CXBP16 (Clear Prismatic)	8.5" (216mm)
CXBW16 (White Acrylic)	8.5" (216mm)

Drop Lens



Clear Conical Lens



Light Engine (Reflector must be ordered separately)									
Product	Version	Mounting	Lumen Output	Color Temp	CRI	Voltage	Controls	Factory-Installed NEMA® Plug (HC Mount Only)	
CXB	A	HC Hook & Cord JP J-Box or Pendant	M 160W, 18,000 Median Lumens - 113 LPW H 240W, 24,000 Median Lumens - 100 LPW	40K 4000K 50K 5000K	8 80 CRI	- UL 120-277V UH 347-480V	10V 0-10V Dimming ML Multi-Level	515P 15 amp 120V Straight Blade Plug L515P 15 amp 120V Twist Lock Plug L615P 15 amp 240V Twist Lock Plug	L715P 15 amp 277V Twist Lock Plug L2420P 20 amp 347V Twist Lock Plug L820P 20 amp 480V Twist Lock Plug



Rev. Date: V3 02/26/2015



Product Specifications

CONSTRUCTION & MATERIALS

- Die cast aluminum heatsink
- Low-profile, lightweight design provides ease of installation
- Mounting choices of direct J-Box/pendant and hook, cord & plug
- JP mount mounts directly over existing 4" (102mm) single gang square, rectangular and octagonal junction boxes for direct mount
- JP mount has provision to accept ¾ IP pendant (by others)
- HC mount is provided with spring lock hook for mounting and factory installed 6' (1.8m) 16/3 AWG power cord and NEMA® plug
- Factory calibrated to hang straight

OPTICAL SYSTEM

- 16" (406mm) Anodized matte aluminum reflector
- 16" (406mm) Clear acrylic reflector
- 16" (406mm) White acrylic reflector
- LED system delivers proper uniformity & spacing

ELECTRICAL SYSTEM

- Integral, high-efficiency driver and power supply
- **Input Voltage:** 120–277V or 347–480V 50/60Hz
- **Power Factor:** > 0.9
- **Total Harmonic Distortion:** < 20%
- **Source Current:** 0.15mA
- **Operating Temperature Range:** 0°C - +50°C (32°F - +122°F) for 18,000 median lumen package; 0°C - +40°C (32°F - +104°F) for 24,000 median lumen package
WARNING: Exceeding maximum operating temperature may result in thermal foldback

REGULATORY & VOLUNTARY QUALIFICATIONS

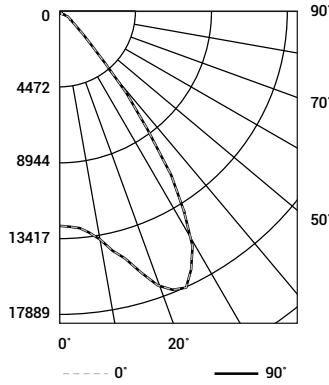
- cULus listed
- Suitable for damp locations
- DLC qualified. Please refer to <http://www.designlights.org/QPL> for most current information
- IP54 rated driver
- IP65 rated LED optics
- Meets FCC Part 15 standards for conducted and radiated emissions

Reflector Uplight Illumination Performance	
Reflector	% of Uplight
CXBA16N (Aluminum)	0%
CXBP16 (Clear Acrylic)	1%
CXBP16 + CL16 (Clear Acrylic w/ Conical Bottom Lens)	5%
CXBP16 + DL16 (Clear Acrylic w/ Drop Bottom Lens)	6%
CXBW16 (White Acrylic)	16%
CXBW16 + CL16 (White Acrylic w/ Conical Bottom Lens)	20%
CXBW16 + DL16 (White Acrylic w/ Drop Bottom Lens)	19%

Photometry

CXBP16/CXBAH40K8 BASED ON CESTL REPORT TEST #: PL04029-001**

Fixture photometry has been conducted by a NVLAP accredited testing laboratory in accordance with IESNA LM-79-08. IESNA LM-79-08 specifies the entire luminaire as the source resulting in a fixture efficiency of 100%.



Coefficients Of Utilization - Zonal Cavity Method				
RC %:	80			
RW %:	70	50	30	10
RCR: 0	119	119	119	119
1	112	109	106	103
2	105	100	95	91
3	99	91	86	81
4	93	84	78	73
5	87	77	71	66
6	82	72	65	60
7	77	66	59	55
8	73	62	55	50
9	68	57	51	46
10	65	54	47	43

Effective Floor Cavity Reflectance: 20%

Average Luminance Table (cd/m²)				
	Horizontal Angle			
	0°	45°	90°	
Vertical Angle	45°	20,315	20,315	20,315
	55°	6,999	6,999	6,999
	65°	4,486	4,486	4,486
	75°	2,346	2,346	2,346
	85°	660	660	660
	85°	660	660	660

Zonal Lumen Summary			
Zone	Lumens	% Lamp	Luminaire
0-30	13,590	N/A	54.7%
0-40	20,547	N/A	82.7%
0-60	23,667	N/A	95.3%
0-90	24,553	N/A	98.8%
0-180	24,842	N/A	100%

Reference www.cree.com/Lighting/Products/Indoor/High-Low-Bay/CXB-Series for detailed photometric data

CXB Series Lumen Maintenance ¹					
Ambient	Initial LMF	25K hr Projected ² LMF	50K hr Projected ² LMF	75K hr Calculated ³ LMF	100K hr Calculated ³ LMF
0°C (32°F)	1.05	0.98	0.93	0.88	0.83
5°C (41°F)	1.04	0.97	0.92	0.87	0.82
10°C (50°F)	1.03	0.96	0.91	0.86	0.81
15°C (59°F)	1.02	0.95	0.90	0.85	0.81
20°C (68°F)	1.01	0.95	0.89	0.84	0.80
25°C (77°F)	1.00	0.94	0.88	0.84	0.79
30°C (86°F)	0.99	0.93	0.88	0.83	0.78
35°C (95°F)	0.98	0.92	0.87	0.82	0.77
40°C (104°F)	0.97	0.91	0.86	0.81	0.77
45°C (113°F)	0.96	0.90	0.85	0.80	0.76
50°C (122°F)	0.95	0.89	0.84	0.79	0.75

¹ Lumen maintenance values at 25°C are calculated per TM-21 based on LM-80 data and in-situ luminaire testing
² In accordance with IESNA TM-21-11, Projected Values represent interpolated value based on time durations that are within six times (6X) the IESNA LM-80-08 total test duration (in hours) for the device under testing ((DUT) i.e. the packaged LED chip)
³ In accordance with IESNA TM-21-11, Calculated Values represent time durations that exceed six times (6X) the IESNA LM-80-08 total test duration (in hours) for the device under testing ((DUT) i.e. the packaged LED chip)