

# IP Rating Chart

IP ratings are represented by combining the first and second digits of the following columns. See example below.










## 1st Digit - SOLID

Degree of protection against solid objects

	No Protection	<b>0</b>
	Protected against a solid object greater than 50mm, such as a hand.	<b>1</b>
	Protected against a solid object greater than 12.5mm, such as a finger.	<b>2</b>
	Protected against a solid object greater than 2.5mm, such as a wire.	<b>3</b>
	Protected against a solid object greater than 1.0mm, such as a thin strap.	<b>4</b>
	Dust Protected. Prevents ingress of dust sufficient to cause harm.	<b>5</b>
	Dust tight. No ingress of dust.	<b>6</b>

## 2nd Digit - LIQUID

Degree of protection against water

	No Protection	<b>0</b>
	Protected against water drops.	<b>1</b>
	Protected against water drops at a 15 degree angle.	<b>2</b>
	Protected against water spray at 60 degree angle.	<b>3</b>
	Protected against water splashing from any angle.	<b>4</b>
	Protected against water jets from any angle.	<b>5</b>
	Protected against powerful water jets and heavy seas.	<b>6</b>
	Protected against the effects of temporary submersion in water. (30 minutes at 3 feet)	<b>7</b>
	Protected against the effects of permanent submersion in water. (Up to 13 feet)	<b>8</b>

Example:

