

IP Rating Chart

IP ratings are represented by combining the first and second digits of the following columns. See example below.










1st Digit - SOLID

Degree of protection against solid objects

	No Protection	0
	Protected against a solid object greater than 50mm, such as a hand.	1
	Protected against a solid object greater than 12.5mm, such as a finger.	2
	Protected against a solid object greater than 2.5mm, such as a wire.	3
	Protected against a solid object greater than 1.0mm, such as a thin strap.	4
	Dust Protected. Prevents ingress of dust sufficient to cause harm.	5
	Dust tight. No ingress of dust.	6

2nd Digit - LIQUID

Degree of protection against water

	No Protection	0
	Protected against water drops.	1
	Protected against water drops at a 15 degree angle.	2
	Protected against water spray at 60 degree angle.	3
	Protected against water splashing from any angle.	4
	Protected against water jets from any angle.	5
	Protected against powerful water jets and heavy seas.	6
	Protected against the effects of temporary submersion in water. (30 minutes at 3 feet)	7
	Protected against the effects of permanent submersion in water. (Up to 13 feet)	8

Example:

