



## Value and versatility defined

LED ceiling light that delivers either direct or broad light distributions — 50,000 hour L70 LED lifespan. **Ideal for indoor and covered outdoor applications, parking garages, carports, covered loading docks, stairways and warehouses.**



Replaces up to **250W MH**

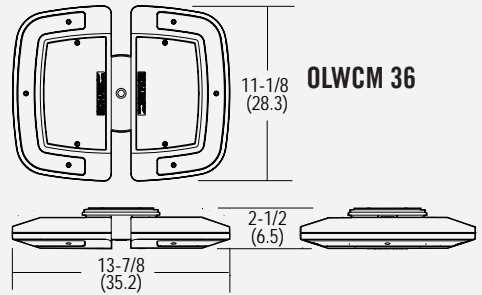


## Dual Mounting Options

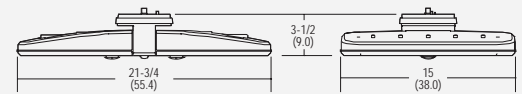
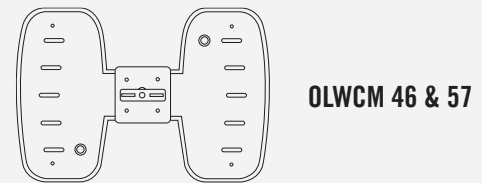


- Polycarbonate lens protect LEDs from the elements and provide broad even light distribution
- 50,000 hour L70 LED life
- Rugged die cast aluminum housing with bronze powder-coated finish

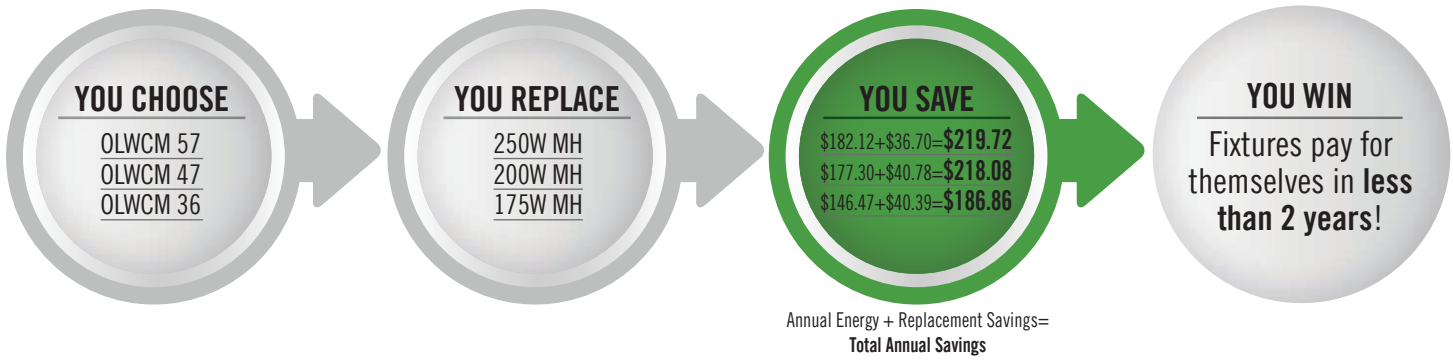
## Product Dimensions



Ideal for **illuminating smaller areas** — provides a direct light distribution



Ideal for **illuminating larger areas** — provides a wider light distribution



### ORDERING INFORMATION

Lead times will vary depending on options selected. Consult with your sales representative.

Example: OLWCM 36

OLWCM			
Series	Lumens / Color Temperature (CCT)s	Voltage	Finish
OLWCM LED ceiling/pendant	36 3600 lumens / 5700K <sup>1</sup>	(blank) MVOLT (120V-277V)	(blank) Bronze
	46 4600 lumens / 5000K <sup>1</sup>		
	57 5700 lumens / 5000K <sup>1</sup>		



#### Notes

1 Correlated Color Temperature (CCT) shown is nominal per ANSI C78.377-2008.