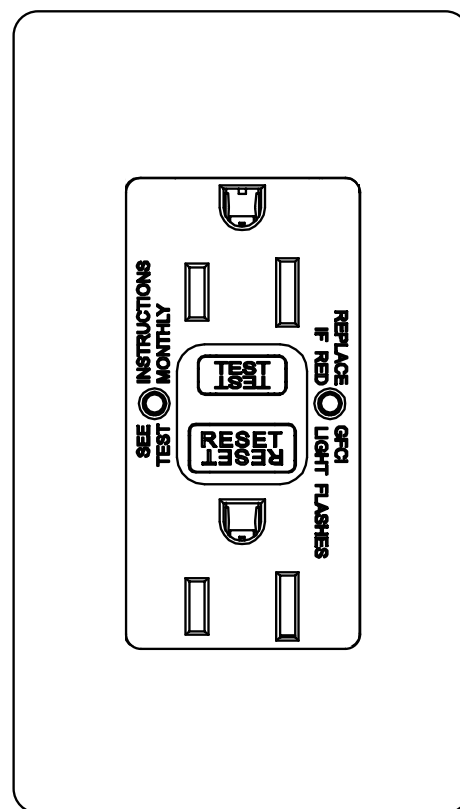


Lutron® Tamper Resistant, Self-Testing GFCI Receptacles

Features

- Continuous self-test functionality – disconnects power to receptacle if critical components are damaged and GFCI protection is lost – providing “continuous self-testing” that initiates within 2.5 seconds and is a continuous cycle every 30 seconds or less.
- Three provisions for providing protection:
 - Continuous electronic sensing, testing and evaluation utilizing diagnostic software located on the printed circuit board.
 - Traditional testing mode by manually operating the “test and reset” buttons utilizing a supervisory circuit as specified in UL 943 section 5.15.
 - Auto-sensing mode for immediate interruption for a ground fault condition for Class A protection (4 – 6 mA).
- Manual Test – this design incorporates a full system test function. The GFCI, when manually tested, induces a simulated ground fault leakage current to the printed circuit board. This in turn causes the mechanical system to react based on the action of the solenoid. The entire mechanical and electronic GFCI system is reviewed for functionality.
- Reverse wire safety feature – if wired incorrectly there will be no power to the face or to downstream receptacles for added safety.
- Clear visual indication of GFCI status — LED indicating lights:
 - Green LED (power to the device)
 - Red LED (trip condition/ground fault condition)
 - Flashing Red LED (end of life)
- Permanently installed internal tamper-resistant shutter mechanism capable of resisting insertion of foreign elements into the device.
- Internal back wiring clamp and guide pocket — quick and dependable termination.
- Receptacle face compatible with NEMA designer and NovaT[®] designer-opening wallplates.
- Compliant with NEC® 406.12 and NEC® 517-18(c).



Models Available:

15 A

CAR-15-GFST-XX

SCR-15-GFST-XX

NTR-15-GFST-XX

15 A 125 V~ 60 Hz

15 A 125 V~ 60 Hz

15 A 125 V~ 60 Hz

20 A

SCR-20-GFST-XX

NTR-20-GFST-XX

20 A 125 V~ 60 Hz

20 A 125 V~ 60 Hz

(XX in model number represents color/finish code)

Specifications

Regulatory Approvals

- Meets UL 943 Class A GFCIs and UL 498 for Receptacles
- Complies to NEC, CEC & OSHA, UL File E-41978, CSA File LR-24886
- UL Listed
- CSA Certified
- NOM Certified
- UL 943 Dust Test: Meets performance requirement section 6.20 UL 943 GFCI

Power

- 15 A & 20 A, 125 V~ (102 V~ – 132 V~) 60 Hz
- Exceeds immunity level of 0.5 V over a frequency range of 150 kHz to 230 MHz

Electrical

- Trip Level: 4 – 6 mA
- Trip Time: .025 seconds (nominal)
- Frequency: 60 Hz
- Max Interruption: 10,000 A

Environmental

- Operating Temperature: -35 °C to 66 °C (-30 °F to 150 °F)
- Maximum Humidity: 95%

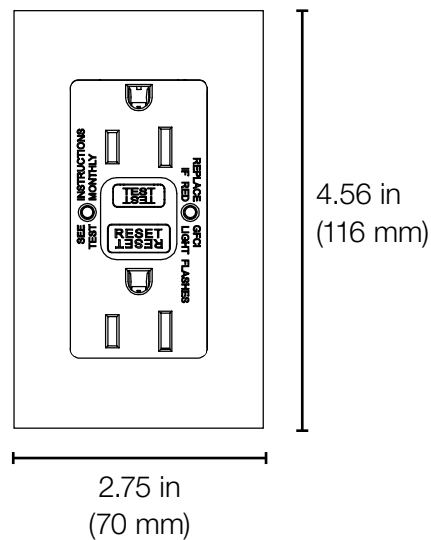
Emissions

- Compliant for radiated emissions 30 – 1000 MHz
- Compliant for conducted emissions 150 kHz – 30 MHz

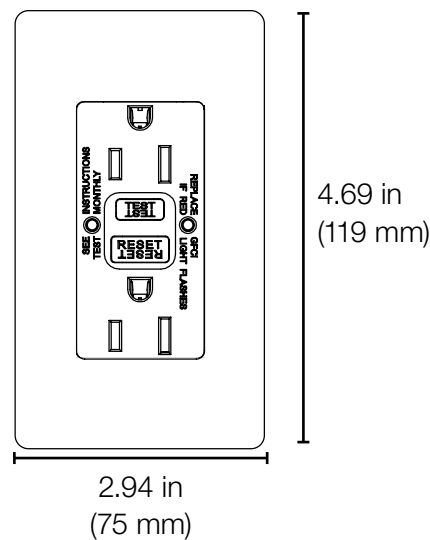
Dimensions

Front View

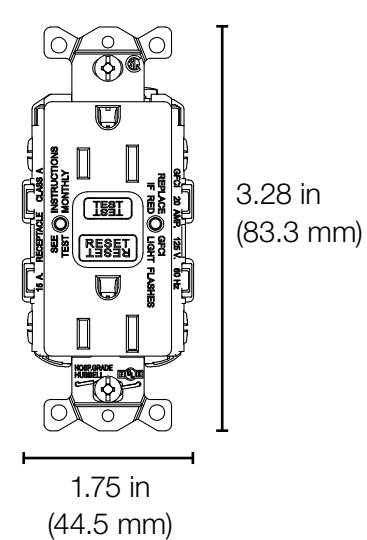
NTR- models (with NovaT[☆] wallplate)



CAR-models (with Claro[®] wallplate)

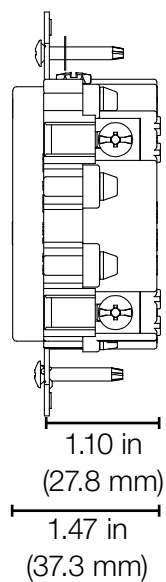


Bulk unit



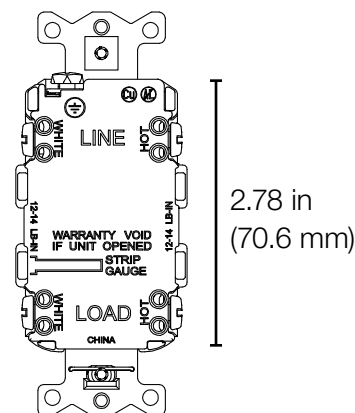
Side View

all models



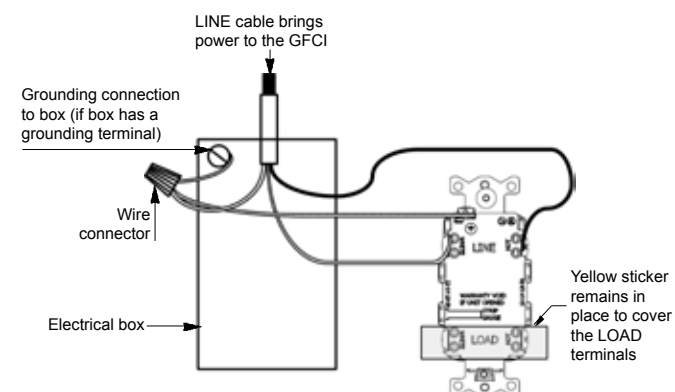
Rear View

all models

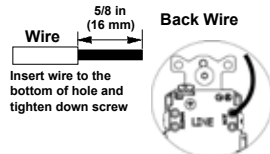
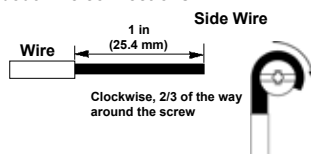


Wiring Diagrams (choose one or the other)

A: One cable entering the box

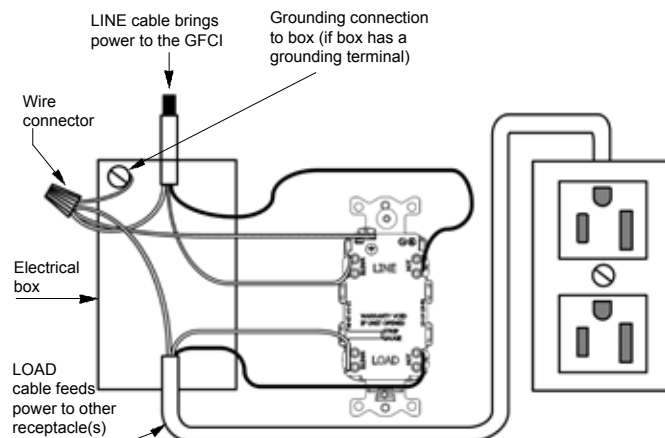


About wire connections

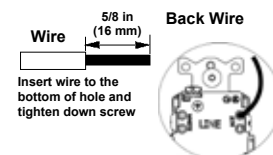
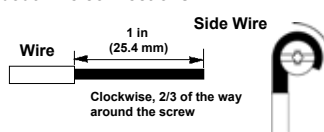


OR

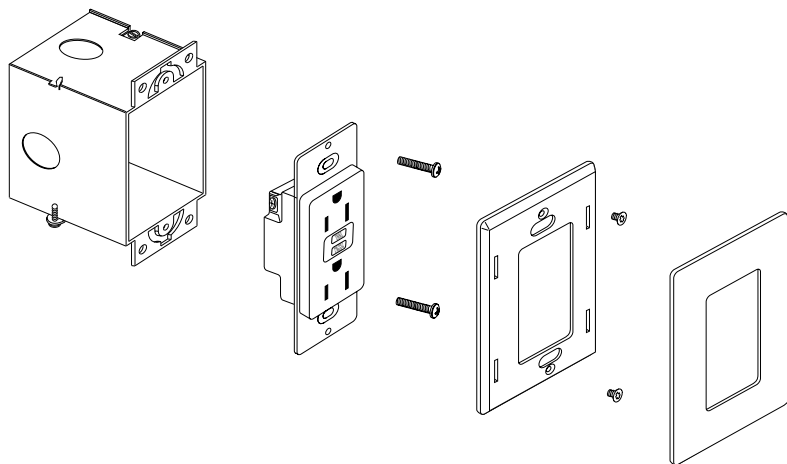
B: Two cables entering the box



About wire connections




Mounting




Colors and Finishes


Gloss Finishes



White
WH




Ivory
IV




Almond
AL



Light Almond
LA



Gray
GR



Brown
BR



Black
BL

Satin Finishes



Hot
HT



Merlot
MR



Plum
PL




Turquoise
TQ



Taupe
TP



Eggshell
ES



Biscuit
BI



Snow
SW




Palladium
PD



Midnight
MN



Sienna
SI



Terracotta
TC



Greenbriar
GB



Bluestone
BG



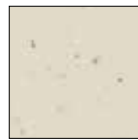
Mocha Stone
MS



Goldstone
GS



Desert Stone
DS



Stone
ST



Limestone
LS

- Due to printing limitations, colors and finishes shown cannot be guaranteed to perfectly match actual product colors.
- Color chip keychains are available for more precise color matching:
Gloss Finishes: DG-CK-1
Satin Finishes: SC-CK-1