



Shown actual size:
Ariadni dimmers in a
2-gang Fassada
wallplate in White (WH).

Product family features

- Can be used in conjunction with the following dimmer(s) and switch(es): Ariadni®, Glyder®, and Rotary
- All Lutron wallplates are screwless, seamless, and have no visible hardware; the front plate securely snaps into the alignment adapter plate
- Traditional wallplates can be paired with designer accessories to complete the look of any room

Ganging and derating

- Traditional wallplates use standard ganging
- Requires fins to be removed from dimmers for proper spacing (“Fins Broken” ganging)
- May require derating (i.e., reduction of dimmer capacity due to fin removal)

Available finishes

Use **BOLD** color code in model number (Example: FG-1-**AL**)

Gloss finishes



WH
White



LA
Light Almond



AL
Almond



IV
Ivory



BL
Black

Metal finishes*



SS
Stainless Steel

*Stainless Steel finish wallplates include black plastic trim/adaptor, visible from side. Match with separate Black (BL) controls.

Wallplates for Ariadni®, Glyder®, and Rotary




1-gang

FG-1-**XX**¹

FW-1-SS*

W: 2.86 in (73 mm); H: 4.60 in (117 mm);
P: .23 in (5.8 mm)



Rotate the wallplate for
small/large or large/small
opening applications.

2-gang, with one traditional,
opening and one designer opening

FG-2-TD-**XX**¹

W: 4.67 in (119 mm); H: 4.60 in (117 mm);
P: .23 in (5.8 mm)



2-gang

FG-2-**XX**¹

FW-2-SS*

W: 4.67 in (119 mm); H: 4.60 in (117 mm);
P: .23 in (5.8 mm)



3-gang

FG-3-**XX**¹

Stainless Steel*

FW-3-SS*

W: 6.48 in (165 mm); H: 4.60 in (117 mm);
P: .23 in (5.8 mm)

Important notes

Multiple devices with line and low-voltage
can be mounted behind a common wallplate
using a standard barrier backbox.

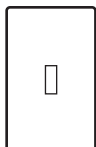
Controls must have heat-sink fins broken for
multi-gang installations.
Multi-gang dimmer installations may require
derating.

*Stainless Steel wallplates include black plastic
trim/adaptor, visible from side. Match with
separate Black (BL) controls.

XX¹: Gloss color codes

Traditional | Fassada Wallplates

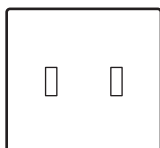
Wallplates



1-gang

FG-1-

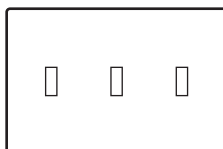
FW-1-SS



2-gang

FG-2-

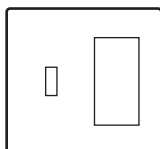
FW-2-SS



3-gang

FG-3-

FW-3-SS



2-gang, One for Traditional
Opening and One for
Designer Opening

FG-2-TD-