

PAR30SN 13W DIM. TITANIUM CRI^{SP} LED SERIES



CRI^{SP}



13W REPLACES



75W Hal.

80% Energy Savings

\$244 Savings per lamp*

- Full-face optic and sleek design
- Exceptional color rendering CRI 90
- Richer reds and natural skin tones (R9 65, R13 90)
- Tight LED binning for consistent CCT across all lamps
- High efficacy 81 LPW in Warm White
- Suitable for use in totally enclosed fixtures

50,000 H

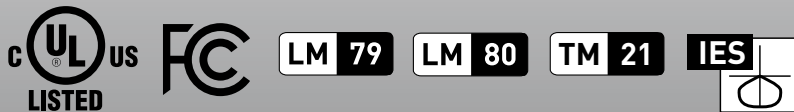
DIMMABLE

81 LPW EFFICACY

5 YR WARRANTY

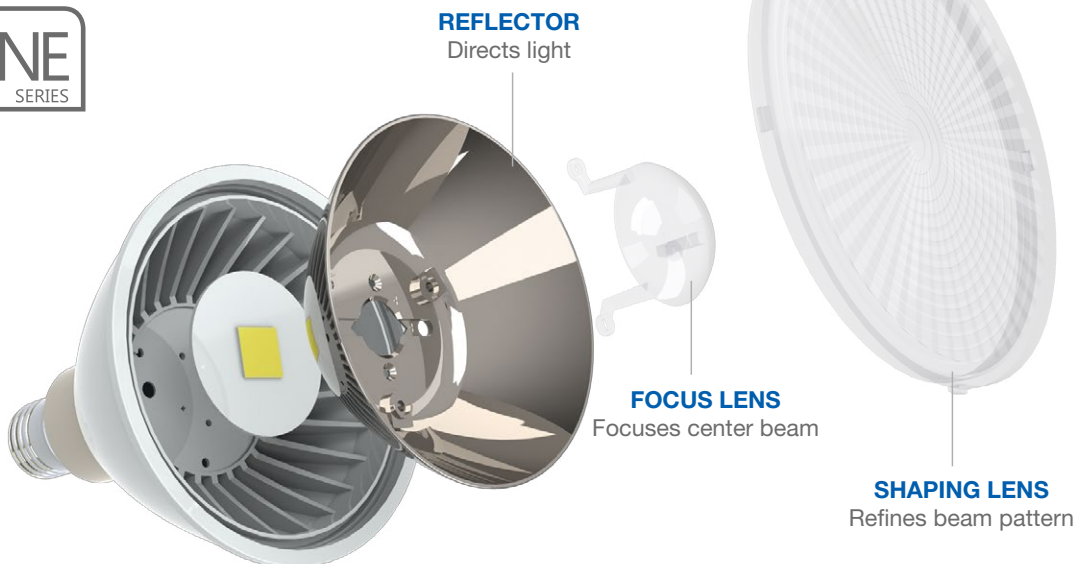
CRI (Ra) 90

ENCLOSED**



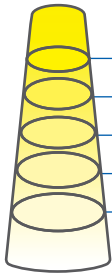
PATENTED REFINE OPTIC

The innovative REFINE optic provides a high candela to lumen ratio, optimizing light usage for directional applications.



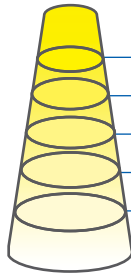
ILLUMINANCE & CANDELA DISTRIBUTION

13PAR30SNDIM/930SP15



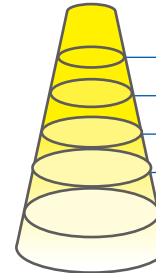
Diameter	Footcandles
0.8	889
1.6	222
2.4	99
3.2	56
3.9	36

13PAR30SNDIM/930NF25

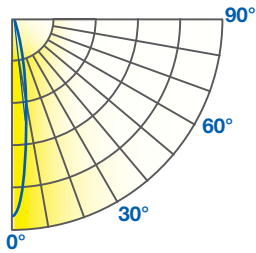


Diameter	Footcandles
1.3	522
2.7	131
4.0	58
5.3	33
6.7	21

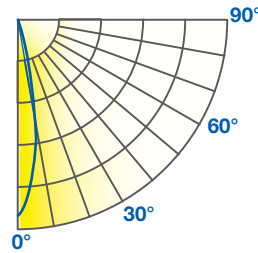
13PAR30SNDIM/930FL40



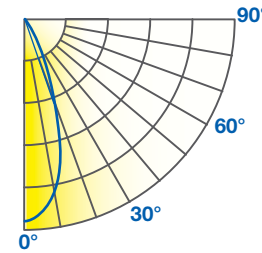
Diameter	Footcandles
2.2	256
4.4	64
6.6	28
8.7	16
10.9	10



Degree	Candela
0	8000
5	5154
15	1308
25	249
35	87
45	52



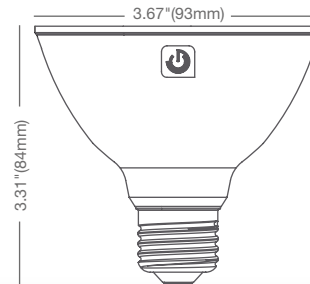
Degree	Candela
0	4700
5	4030
15	1299
25	275
35	113
45	78



Degree	Candela
0	2300
5	2257
15	1466
25	445
35	179
45	104

For other CCT use the following multipliers: 2700K 0.96, 4000K 1.05

- Base:** E26
- Voltage:** 120V
- Dimmable:** Yes***
- PF:** 0.9
- Lifetime (L70):** 50,000 hrs
- Weight:** 0.38lb / 172g



SPECIFICATIONS

Model	Product	Power (W)	CCT	CRI (typ.)	R9 / R13 (typ.)	Lumens	LPW	Beam Angle	CBCP (cd)
13PAR30SNDIM/927SP15	58140	13	Soft White 2700K	90	65/90	870	67	SP 15°	7800
13PAR30SNDIM/927NF25	58141	13	Soft White 2700K	90	65/90	1000	77	NF 25°	4500
13PAR30SNDIM/927FL40	58142	13	Soft White 2700K	90	65/90	1000	77	FL 40°	2200
13PAR30SNDIM/930SP15	58143	13	Warm White 3000K	90	65/90	880	68	SP 15°	8000
13PAR30SNDIM/930NF25	58144	13	Warm White 3000K	90	65/90	1050	81	NF 25°	4700
13PAR30SNDIM/930FL40	58145	13	Warm White 3000K	90	65/90	1050	81	FL 40°	2300
13PAR30SNDIM/940FL40	58148	13	Cool White 4000K	90	65/90	1100	85	FL 40°	2500
13PAR30SNDIM/930FL40/B •	97903	13	Warm White 3000K	90	65/90	1050	81	FL 40°	2300

• Black finish

* Savings per lamp based on \$0.11 / kw energy cost, 12 hrs / day lamp usage, \$8 halogen with 1500-hr lifetime, \$22 LED with 50,000-hr lifetime

** Suitable for use in totally enclosed fixtures

*** List of tested dimmer switches available on website

**** Suitable for damp locations. Not for use where directly exposed to weather or water