

# PAR30 8.5W DIM. CORE LED SERIES



CORE



8.5W REPLACES



75W  
Hal.

80% Energy Savings

\$256 Savings per lamp\*

- Wet location rated for outdoor use
- Lightweight environmentally friendly construction
- Full-face optic: maximizes distribution, minimizes glare
- High 82 LPW in Warm White
- Smooth dimming on existing dimmers
- FL beam angle in Soft White & Warm White CCT



25,000 H



DIMMABLE



82  
LPW

EFFICACY



3  
YR  
WARRANTY



80  
CRI (Ra)



WET  
LOCATION




LM 79

LM 80

TM 21

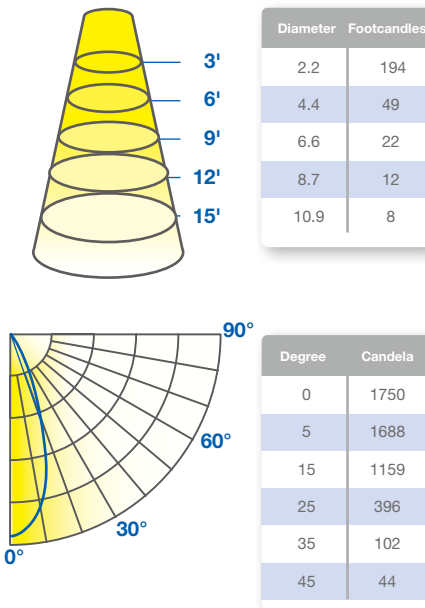


SUITABLE FOR ALL DIRECTIONAL APPLICATIONS



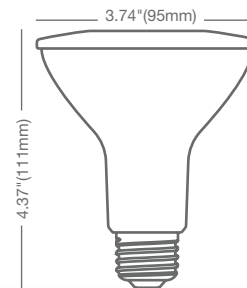
## ILLUMINANCE & CANDELA DISTRIBUTION

8.5PAR30DIM/830FL40



For other CCT use the following multipliers: 2700K .95

- Base:** E26
- Voltage:** 120V
- Dimmable:** Yes\*\*\*
- PF:** 0.9
- Lifetime:** 25,000 hrs
- Weight:** 0.29lb / 132g



## SPECIFICATIONS

Model	Product	Power (W)	CCT	CRI (typ.)	Lumens	LPW	Beam Angle	CBCP (cd)
<b>8.5PAR30DIM/827FL40</b>	<b>57795</b>	<b>8.5</b>	<b>Soft White 2700K</b>	<b>80</b>	<b>650</b>	<b>76</b>	<b>FL 40°</b>	<b>1700</b>
<b>8.5PAR30DIM/830FL40</b>	57797	8.5	Warm White 3000K	80	700	82	FL 40°	1750

\* Savings per lamp based on \$0.11 / kw energy cost, 12 hrs / day lamp usage, \$8 halogen with 1500-hr lifetime, \$19 LED with 25,000-hr lifetime

\*\* Not intended for use in totally enclosed fixtures

\*\*\* List of tested dimmer switches available on website

\*\*\*\* Suitable for use in wet locations